

U.S. Fish and Wildlife Service

FINAL ENVIRONMENTAL ASSESSMENT

TAKE OF RAPTORS FROM THE WILD UNDER THE
FALCONRY REGULATIONS AND THE RAPTOR
PROPAGATION REGULATIONS

DIVISION OF MIGRATORY BIRD MANAGEMENT



FINAL ENVIRONMENTAL ASSESSMENT

TAKE OF RAPTORS FROM THE WILD UNDER THE FALCONRY AND THE RAPTOR PROPAGATION REGULATIONS

RESPONSIBLE AGENCY

Department of the Interior
U.S. Fish and Wildlife Service

RESPONSIBLE OFFICIAL

H. Dale Hall, Director
U.S. Fish and Wildlife Service
1849 C Street, NW
Washington, D.C. 20240-0001

FOR FURTHER INFORMATION CONTACT

Dr. George Allen, Chief
Branch of Policies, Permits, and Regulations
Division of Migratory Bird Management
4401 North Fairfax Drive, Mail Stop 4107
Arlington, Virginia 22203-1610

June 2007

ABSTRACT

- In this Final Environmental Assessment we consider the take of wild raptors for use in falconry and in raptor propagation.
- We considered three alternatives for the falconry and raptor propagation regulations. In particular, at the request of the Association of Fish and Wildlife Agencies, we considered eliminating the federal/state falconry permitting system and replacing it with a state permitting system operating within a prescribed federal framework.
- For dealing with take of nestling American peregrine falcons, this Environmental Assessment supplants the 2004 Final Revised Environmental Assessment on take of nestlings for use in falconry. The population analyses herein are based on a more comprehensive analysis of the effects of take on the wild population than was employed in the 2004 assessment. However, take of nestling peregrine falcons outside the 12 western states covered under the 2004 FEA is not covered in this assessment.
- Because it is a complicated issue deserving independent evaluation, take of first-year migrant peregrine falcons will be covered in a separate Environmental Assessment. Take of migrant peregrines is not allowed until that assessment is complete.
- The preferred alternative is to establish national take levels of concern for take of raptor species based on the published data for, and biology of, each species; to eliminate the federal permitting for falconry, but to leave the current captive propagation federal permitting program in place.

CONTENTS

	Page
INTRODUCTION	1
PURPOSE	1
NEED FOR ACTION	1
AUTHORITY AND RESPONSIBILITY	2
SCOPING AND PUBLIC PARTICIPATION	2
ISSUES RAISED IN RESPONSE TO THE DRAFT ENVIRONMENTAL ASSESSMENT	2
AFFECTED ENVIRONMENT.....	9
SPECIES WITH A HISTORY OF FALCONRY HARVEST	11
FALCONIFORMES	11
<u>Golden Eagle</u>	11
<u>Cooper’s Hawk</u>	11
<u>Northern Goshawk</u>	11
<u>Sharp-shinned Hawk</u>	12
<u>Harris’s Hawk</u>	12
<u>Ferruginous Hawk</u>	12
<u>Red-shouldered Hawk</u>	13
<u>Red-tailed Hawk</u>	13
<u>American Kestrel</u>	13
<u>Merlin</u>	14
<u>Peregrine Falcon</u>	14
<u>Gyrfalcon</u>	15
<u>Prairie Falcon</u>	15
STRIGIFORMES	15
<u>Eastern Screech-Owl</u>	15
<u>Western Screech-Owl</u>	15
<u>Great Horned Owl</u>	16
<u>Snowy Owl</u>	16
SPECIES WITHOUT A HISTORY OF FALCONRY HARVEST	16
FALCONIFORMES	16
<u>Osprey</u>	16
<u>American Swallow-tailed Kite</u>	16
<u>Black Kite</u>	17
<u>White-tailed Kite</u>	17
<u>Hook-billed Kite</u>	17
<u>Mississippi Kite</u>	17
<u>Snail Kite</u>	17
<u>White-tailed Eagle</u>	17
<u>Steller’s Sea-eagle</u>	18
<u>Northern Harrier</u>	18
<u>Gray Frog-Hawk</u>	18
<u>Japanese Sparrow Hawk</u>	18
<u>Crane Hawk</u>	18
<u>Common Black-hawk</u>	18

CONTENTS

<u>Broad-winged Hawk</u>	18
<u>Gray Hawk</u>	19
<u>Hawaiian Hawk</u>	19
<u>Rough-legged Hawk</u>	19
<u>Short-tailed Hawk</u>	19
<u>Swainson's Hawk</u>	20
<u>White-tailed Hawk</u>	20
<u>Zone-tailed Hawk</u>	20
<u>Collared Forest-Falcon</u>	20
<u>Crested Caracara</u>	20
<u>Eurasian Kestrel</u>	21
<u>Eurasian Hobby</u>	21
<u>Aplomado Falcon</u>	21
STRIGIFORMES	21
<u>Barn-Owl</u>	21
<u>Flammulated Owl</u>	21
<u>Oriental Scops-Owl</u>	21
<u>Whiskered Screech-Owl</u>	22
<u>Puerto Rican screech-Owl</u>	22
<u>Northern Hawk-Owl</u>	22
<u>Northern Pygmy-Owl</u>	22
<u>Ferruginous Pygmy-Owl</u>	22
<u>Elf Owl</u>	22
<u>Burrowing Owl</u>	22
<u>Mottled Owl</u>	23
<u>Spotted Owl</u>	24
<u>Barred Owl</u>	24
<u>Great Gray Owl</u>	24
<u>Long-eared Owl</u>	24
<u>Stygian Owl</u>	24
<u>Short-eared Owl</u>	24
<u>Boreal Owl</u>	24
<u>Northern Saw-whet Owl</u>	25
ALTERNATIVES	25
ALTERNATIVE 1	25
ALTERNATIVE 2	25
ALTERNATIVE 3	25
ENVIRONMENTAL CONSEQUENCES OF THE ALTERNATIVES	26
ALTERNATIVE 1	26
ALTERNATIVE 2	26
METHODS	27
RESULTS	29
APPLICATION TO THIS ALTERNATIVE	32
TAKE OF GOLDEN EAGLES	34

CONTENTS

REEVALUATION OF POPULATION DATA	34
CONCLUSION	35
ALTERNATIVE 3	35
CUMULATIVE IMPACTS	36
NATIONAL ENVIRONMENTAL POLICY ACT COMPLIANCE	37
TRANS-BOUNDARY EFFECTS OF ALTERNATIVES ALLOWING TAKE	37
LITERATURE CITED	37

TABLES

	Page
1. Reported Falconry Take of Wild Raptors in the U.S., 2003-2005	10
2. Population Data	29
3. Harvest Data for Species Taken for Falconry	33

FIGURES

	Page
1. Estimated population structure of eight raptor species at various passage harvest rates (percent of juvenile cohort taken by falconers)	30
2. Harvest equilibrium curves for three species of raptors representing the range of harvest potential observed	31
3. Change in floater-to-breeder ratio with increasing harvest rate in a hypothetical peregrine falcon population at population equilibrium	31

APPENDIXES

	Page
1. Notice of Intent to Prepare an Environmental Assessment	45
2. Responses to the Notice of Intent to Prepare an Environmental Assessment	47
3. North American Landbird Conservation Plan Accuracy and Precision Ratings	57
4. North American Bird Conservation Initiative Bird Conservation Regions	59

INTRODUCTION

We prepared an Environmental Assessment (EA) in July 1988 to support establishment of regulations governing the use of most raptors in falconry and raptor propagation (Tautin 1988). In this updated assessment, we consider alternatives for major revisions of the regulations governing the two endeavors and effects of take of raptors on wild populations. Our preferred alternative is to establish national take levels of concern for take of raptor species based on the published data for, and biology of, each species. Also under this alternative, we would eliminate the federal permitting for falconry, but to leave the current captive propagation federal permitting program in place. This alternative complies with a 1999 request from the International Association of Fish and Wildlife Agencies (IAFWA, now the Association of Fish and Wildlife Agencies, AFWA) that we consider allowing the states to conduct all falconry permitting.

PURPOSE

In this EA we consider the effects of take of raptors from the wild for use in falconry and in raptor propagation. This assessment is intended to determine whether changes in the federal falconry and raptor propagation regulations governing take of raptors from the wild would comprise a major federal action significantly affecting the quality of the human environment.

We evaluated impacts on raptor populations resulting from take of nestlings and migrants across the entire U.S. The take is governed by the falconry regulations at Title 50 of the Code of Federal Regulations (50 CFR) 21.28 and 21.29 and by the raptor propagation regulations at 50 CFR 21.30. We did not consider the take of eggs for raising birds for falconry, nor did we assess take for other purposes, such as research.

This EA does not consider the take of first-year migrant peregrine falcons (*Falco peregrinus*) for use in falconry, as was requested by the AFWA in 1999. Analysis of the timing and movements of peregrines that nest in the arctic and subarctic and migrate south to overwinter in Central and South America will be the crux of the evaluation of possible take of migrant peregrines. Those will be covered in a separate EA. Take of migrant peregrines is not allowed until that assessment is complete, if take is determined to be in compliance with the provisions of the Migratory Bird Treaty Act (MBTA) (16 U.S.C. Sections 703-712).

The Bald and Golden Eagle Protection Act (Eagle Act, 16 U.S.C. 668-668d) does not allow take of bald eagles for falconry or for raptor propagation. Therefore, we did not consider take of the species.

NEED FOR ACTION

Possession of a trained raptor of a species listed under 50 CFR 10.13 for falconry or propagation is authorized only under a permit issued under the federal regulations at 50 CFR 21.28 and 21.30. We believe that take of wild nestling and first-year raptors for falconry and propagation has no detectable effect on their populations (Tautin 1988).

Cooperation with other natural resources management agencies is important for the Fish and Wildlife Service (the Service). In particular, the Service works closely with state fish and wildlife agencies in management of migratory birds. The states, through the AFWA, have requested that the Service consider a single permit system rather than the dual permitting system currently in use for falconry. That issue and changes in the raptor propagation regulations warrant evaluation for compliance with the National Environmental Policy Act of 1969.

AUTHORITY AND RESPONSIBILITY

Regulations allowing the take of migratory birds are authorized by the MBTA, which implements the four bilateral migratory bird treaties the U.S. entered into with Canada, Mexico, Japan, and Russia. The MBTA authorizes the Secretary of the Interior to allow people to hunt, take, possess, sell, purchase, and transport migratory birds, if the actions are compatible with the provisions of the treaties (16 U.S.C. Section 704).

SCOPING AND PUBLIC PARTICIPATION

We published a Notice of Intent to Prepare an Environmental Assessment on falconry and raptor propagation regulations on 9 February 2005 (Federal Register 70:6993, Appendix 1), in which we sought suggestions for issues and alternatives to be considered in the Draft Environmental Assessment (DEA). We received 7 responses to the notice; three from individuals, one from an organization, and three from state agencies. The comments are in Appendix 2, and responses to comments are in the section "Issues from responses to the notice of intent to complete an environmental assessment." After consideration of the responses, we prepared the DEA to address issues raised by the public and those we consider important, and we accepted comments on it for 90 days after we published a Notice of its availability in the Federal Register. We extended the comment period further after receiving a request to do so.

ISSUES RAISED IN RESPONSE TO THE DRAFT ENVIRONMENTAL ASSESSMENT

We reviewed suggestions and comments provided to us after we published the Draft Environmental Assessment in June 2006 (see Federal Register 71:35599-35600, 12 June 2006). The original 90-day comment period on the DEA was extended to 21 November 2006 (Federal Register 71:54794, 19 September 2006). In this section we respond to comments on the DEA.

A considerable majority of those who commented on the DEA preferred alternative 3, with changes to remove the "quotas" in alternatives 2 and 3. The issue of the perceived "quotas" is addressed below.

Issue. Many commenters stated that we should not invoke quotas on take for falconry and raptor propagation. Some commenters asserted that we should not set any limits on take for falconry and propagation, arguing that the two birds per person per year limit is sufficient to protect raptor populations.

"All raptors should be open to falconry and no individual or collective limit on wild-take should be established except for threatened or endangered species. In addition there should be absolutely no possession limits since there is no justification for this. Consider the raptor breeding community - they have no limits and yet no problems have surfaced."

"The Service has (previously) formally issued a Finding of No Significant Impact (FONSI) regarding falconry"... "The take of raptors from the wild, for use in falconry, is environmentally inconsequential."

"Alternative 3, ... is the most preferable. It is the language of this alternative that concerns me regarding the take of raptors from the wild and what I perceive as unnecessary and potentially contradictory language regarding 'upper limits'."

"The take of raptors from the wild and the number of raptors that may be taken from the wild is already established in Falconry regulations (21.29 (e) 1-3)."

"It is completely without biological merit to suggest a 'quota' on the number of wild-taken raptors. The USFWS's own EA published several years ago (even when considerably fewer captive-bred raptors were available), states that 'wild-take for falconry has NO IMPACT on wild raptor populations'."

"Quotas for the take of raptors for falconry seems inconsistent with the "finding of no significant impact" (FONSI) stated in the US Fish and Wildlife Service 1988 Draft Environmental Assessment."

"Setting quotas for the take of raptors for falconry and propagation is inconsistent with the finding of no significant impact (FONSI) for the 1988 Draft Environmental Assessment. The 1988 EA and FONSI found that the take of raptors for falconry was self-limiting (the conclusion that two immature raptors taken per permittee, per year would have no impact on wild raptor populations) and thus was adequate protection for the resource."

"There is no demonstrated need for a federal take limit for any raptor species. The well-described take of raptors for falconry in the US is minuscule and significant compared to wild raptor populations."

"The final EA should remove quotas for the take of wild raptors for falconry."

Response. All raptor species that are not on the threatened and endangered species list may be taken for use in falconry by any individual with a general or master falconer permit. We said in the DEA that we proposed "limits" on take, which would trigger an evaluation of the status and the take of any species for which take for falconry and propagation has reached its limit. We agree that the term "limit" could be viewed as a quota, and have changed this language. However, we disagree with the other points.

We are required by the Migratory Bird Treaty Act to evaluate whether any allowed take is compatible with the underlying conventions and to specifically assess the effect any permitted take is likely to have on the distribution, abundance, and breeding habits, among other things, of any species covered by the Act (16 U.S.C. 704).

The overall number of raptors that may be taken from the wild may be limited by the two-bird per person per year limit on take, but that does nothing to cap the overall take of raptors by falconers. This could be a problem, for example, if many falconers decide to take a particular species in any period, if the number of falconers in the country increases, or if a species undergoes a population decline, though we think these possibilities are unlikely in the foreseeable future.

We strongly disagree with the argument that we do not need to determine the level of take for each raptor species that would cause us to reevaluate take of that species. If we do not determine what the take for falconry and propagation could be without affecting the populations, we cannot determine whether the take is actually affecting them. Our analyses for this assessment used the limits on take derived from population modeling to demonstrate that the take of wild raptors for falconry and raptor propagation is negligible for most species.

Though, as we noted above, we understand that some people viewed the take limits against which we evaluated take as "quotas," they are not. Further, the findings of the 1988 Environmental Assessment (Tautin 1988) are supplanted by this assessment, though the conclusion reached in the 1988 Environmental Assessment was supported by our population modeling.

Issue. *“Most raptor population studies are too limited in scope, too dated, or are inconsistent or non-existent from state to state, making it impossible to set reasonable quotas for falconry take based on ‘published data’.”*

Response. We recognize that there are shortcomings in published population estimates for some raptor species. However, the Partners in Flight Landbird Plan (Rich et al. 2004) that provided most of the population estimates herein was peer-reviewed and is currently the subject of discussion and review in the scientific literature. We believe that it has the best available published estimates of North American raptor populations. We disagree that the population estimates in it are insufficient for assessing the effects of take of raptors for falconry and propagation. However, we may review the take levels of concern for each species if the Landbird Plan population estimates are revised or if other scientifically sound population estimates are produced.

Issue. *“[W]e recommend that if the number of each species harvested approaches the allowed take established by the Service, that the Service consult with the Flyway Councils to establish state-by-state allocation of total annual take.”*

“I would urge you to include a statement in the Final Environmental Assessment that the methodology used in the Draft Environmental Assessment to assess the effects of falconry upon local raptor populations would not be valid nor should they [sic] be used to ascertain effects on state, local and regional raptor populations.”

“While the figures used in the DEA limits are well above current harvest pressure, these data apply at the national level, and will almost certainly not be accepted without pause at the state level. Given the paucity of regional population data for most species, and the absence of resources to generate such information, many states will likely impose more stringent take levels for many of the species that are important to falconry. Moreover, the absence of accurate population data may allow states to accept a default position (i.e., it simply does not have sufficient information about survival, productivity, and/or population size) that will allow them to perpetuate further inaction on species of interest to falconers.”

“The model used in the DEA assumes that all take of raptors for falconry is permanent, which is much too conservative, because it assumes no mitigating factors ameliorate the take; successful falconry can be much more like catch-and-release fly fishing rather than like elk hunting. Falconry has no significant impact on raptor populations at the level of take which has been part of the regulations for the past 30 years B two wild raptors per year per falconer; the environmental assessment should reflect this. Setting quotas for the take of raptors for falconry is inconsistent with the finding of no significant impact (FONSI) resulting from the original 1988 EA.”

“[T]he data used by the current DEA to establish population figures and subsequent quotas, despite being the “best available,” is [sic] grossly insufficient to determine actual raptor populations. The PIF’s BBS protocols and methods were derived for monitoring passerine populations and are inadequate for the accurate assessment of raptors. Even if the surveys cited in the DEA employed enough survey routes - to accumulate the mass of data required to determine total populations - which they do not - many raptor species, being both non-vocal and elusive, or residing away from navigable observation routes, do not avail themselves to surveys of this type. As such, populations, especially those of accipiters, are severely underestimated. The surveys apply statistical band-aids, one upon another, to attempt to overcome this lack of data and these inherent flaws in the methodology, to the effect of creating population figures that are simply mathematical conjecture. There is no widespread,

boots-in-the-woods field work to either support or refute these mathematic contrivances. Any population figures purported by these studies must, therefore, be regarded as unsteady grounds upon which to construct policies, regulations, or restrictions.”

“It is the fear of many falconers that an upper limit placed on wild-take will be erroneously interpreted by regional wildlife managers that wild-take of raptors will require a regional environmental assessment and that either a quota will be established or prohibition will be required until an assessment can be completed at some unknown future date - if ever. Obviously this is not the intent of the DEA, but it is quite probable this is how it will be used and interpreted by those who have a protectionist perspective. Therefore, we suggest that the Service reference the upper limit proposal in the DEA as a hypothetical example of your Finding of No Significant Impact (FONSI). Based on this hypothetical analysis, it is evident that the 1988 FONSI still applies and therefore no quotas need be set at this time. If take numbers increase - which will be continually monitored - to a point where it approaches the hypothetical numbers, the Service can then review the situation to determine if any action needs to be taken under contemporaneous conditions.”

“The DEA and the paper it is based on (Millsap & Allen, which was unfortunately not available for review before the comment deadline for the DEA) are very valuable in that they confirm previous publications and clearly demonstrate that falconry under the current regulations does not pose any danger to wild raptor populations... The DEA reaches this conclusion even though the raptor population estimates may be too conservative and despite the fact that harvest is incorrectly defined as a mortality effect. Based on the thoughts described above, the actual effect of falconry take may well be even more negligible than is shown in the DEA.”

“Setting limits, when none are needed, on a state by state basis could require falconers to justify or substantiate with literature references the take of any species within their particular state. For example, take of the “5% species” (Table 4, DEA at 28) may not be permitted until hard numbers are established for the nesting populations. Ironically, because so much data is known for the peregrine falcon, harvest numbers are established easily. Unjustified and severe restrictions may be imposed on the take of the northern goshawk and the Harris’s hawk where the published data is less. Yet, populations of both species are robust and healthy in their native habitat.”

“To set quotas or limits, when take does not approach sustainable harvest limits for any species routinely desired for falconry and raptor propagation, could become problematical and overly cautious biologically. Tables 3 and 4 explain the biological reality clearly(DEA at 28). The goal cannot be to make a decision which is “litigation proof.” The decision must be based on sound science and management procedures that promote conservation of the various species and respect the reasonable practice of falconry.”

“[L]imits on a wild take MUST be based on up to date wild population models and not be subject to restriction for political reasons in any way or from pressure from any outside groups.” Response. We recognize that there are concerns about the population estimates used for the DEA, and the Landbird Conservation Plan estimates (Rich *et al.* 2004) have been the subject of discussions in the scientific literature. For example, Throgmartin *et al.* (2006) reported cautions that researchers should consider in using Breeding Bird Survey data and possible ways to further evaluate the available survey data and improve population estimates. However, we must use the best peer-reviewed scientific information available in our decision-making, and we know of no better estimates for most raptor populations in North America than those in Rich *et al.* (2004). We will consider newer or alternative population estimates as

appropriate for reconsidering take of raptors for falconry and raptor propagation.

We also recognize also that the assumptions we made for the modeling are conservative. Knowing this, the results of the modeling make the negligible impact of take for falconry and raptor propagation even more clear. Further, as we have stated, the take levels of concern are national take levels that would bring us to reconsider the effects of take of raptors for falconry and captive propagation. We did not propose to impose any additional restrictions on take on falconers or propagators, nor do we propose to do so now. Further, we do not require that any other government entity do so.

The "take levels of concern" are national take levels, though suitable population estimates for smaller geographic areas could use the same methods we used to evaluate the sustainability of take at a different scale. We do not plan to allocate take at any finer scale. We do not ask the states to do so, nor do we require that they set quotas on take of raptors. However, if we evaluate the data available for any species that reaches the take level of concern and determine that take of the species should be limited, we will work with the states and flyways to determine the best way to allocate take for falconry and raptor propagation.

Issue. "As to the DEA, after looking at the consequences of numbers taken, estimated allowable take, and projected growth in the numbers of Falconers and their take of wild raptors, I conclude that at no time in the foreseeable future will take numbers even come close to approaching what The Service considers a maximum sustainable take. I see no reason to spend a significant amount of time and money developing regulations that will not protect the wild species in any meaningful way. Aside from the Federal dollars spent to institute such regulations, state-level changes required to keep up with Federal regulations will be prohibitive for many areas that are already suffering from budgetary problems."

Response. We understand this point, but the reason for completing an Environmental Assessment is to determine whether environmental impacts are likely due to a particular action. In the case of falconry and propagation regulations and take, we believe that no impact is likely.

The review of take is established in this Environmental Assessment. The falconry regulations themselves do not contain language that will require changes in state regulations to govern the level of take from the wild. We do not believe that there will be any additional burden on the states due to evaluating or regulating take. The states may have some additional work in permitting and reporting on take for falconry, but we believe that because the states will no longer need to coordinate with our Regional Migratory Bird Permits offices on permit issuance, on balance the states will not have an increase workload.

Issue. "A national assessment on raptor take, would not be as accurate or valid, as local regional, or state assessments and should not be used."

Response. We disagree. Our role is to evaluate national-level impacts on migratory bird resources. We must use the best available data to assess impacts on populations, which we have done for this assessment. Management of falconry at finer scales is the purview of state and tribal governments, possibly in cooperation with one or more Regions of the Service.

Issue. "Eliminate the third sentence [in Alternative 3] which states: 'We would base allowed take on published data and evaluations of the effects of take for falconry and raptor propagation. Harvest of juvenile raptors would be limited to levels that would not harm wild populations.'"

Response. We think this sentence is key to management of take for falconry and raptor propagation. We left it in place.

Issue. *“On pages 30 and 31 of the DEA, we ask that the ‘stewardship’ and ‘facilities inspections’ language be removed: ‘The Service would retain responsibility for stewardship of raptors listed under 50 CFR part 10...’ and ‘We would retain the authority to review the falconry permitting, facilities inspections...’ The EA is not a policy or regulatory mechanism; it is a resource to determine policy and regulations; therefore there is no need for their inclusion.”*
Response. We think it important to tell the reviewers of major issues that will affect the management of species for which the Service holds management responsibilities. We left the language in question in place.

Issue. *“The IEAA feels that the requirement for the involvement of a biologist representing the agency declaring a depredation area is impractical for many reasons; therefore we suggest the following in an attempt to eliminate a situation which is simply not workable. Any eagle within a depredation area may be taken for falconry within the dates the area is open, except that adult eagles (eagles without any immature or subadult flight feathers) may not be taken between February 1st and September 30th.*

We feel that, if the restriction was for breeding adults only, then falconers would be subject to possibly felony charges because of the inability of falconers to distinguish between a depredating adult eagle and a depredating adult breeding eagle. In addition, we feel that by removing the eagle nestlings in some cases may alleviate depredation problems in three ways.

1. The depredating adults may cease to prey on livestock or threatened/endangered wildlife if food demands are lessened by the removal of their young.

2. By removing the young, the adults may abandon their breeding territory within the depredation area, as suggested by USFWS findings in this DEA.

3. Young raised within a depredation area on livestock or threatened/endangered wildlife may be imprinted to this quarry and, by the removal of the young from the nest, will lessen future impacts deemed to be negative by these eagles.

On Page 29 the second to last paragraph discussing the take of Golden Eagles: Please change the wording from: “Preying on livestock” (found twice in this paragraph) To: “Inside the depredation area” (replace twice in the same paragraph). The present wording is cumbersome, inefficient, and senseless in an area that has already been determined to be a depredation area. In the alternative: Open up Golden Eagle take to the same regulations that will govern all raptor take, as long as they are not taken from a specific restricted area. (similar to goshawks).”

Response. We agree with the concerns of the commenters. However, our proposal provides an exception to the prohibition on take of adult birds that we believe is in keeping with the intent of the Eagle Act. Because of the larger effect of populations from take of adult raptors (Millsap and Allen 2006), we believe that take should generally be restricted to immature and subadult birds. However, in the Eagle Act, Congress provided for take of eagles in depredation areas to ease problems for livestock owners. We believe that allowing take of nesting adults is in keeping with this intent. If those birds are taken, it is reasonable to allow the take of any nestlings they have. However, we believe that allowing take of adults that are not proven to be resident in the area and depredating on livestock would be contrary to the intent of the Eagle Act.

Issue. *Some states asked for “clarification of what data will need to be reported and by whom.”*

Response. Upon implementation of state-only permitting, we will ask the states that allow falconry to provide the following information for each falconer: his or her address; classification; the address of his or her falconry facilities; whether he or she is authorized to possess a golden eagle; and whether the person’s permit is active, suspended, or revoked. After this information is provided to us, we will need only additions and changes to the data provided. We will work with the states to facilitate the transfer of these data.

Issue. *“Studies have shown that the take of eyas (nestling) raptors for falconry results in an increase in the survival and fledge rate of the young remaining in the nest. This factor should be incorporated into the Service’s model.”*

Response. Although the take of nestling raptors may have a small effect on the survival of remaining fledglings, the modeling was intended to evaluate take under specific, conservative assumptions, as noted in the discussions of alternatives 2 and 3 in this assessment. We did not incorporate this factor because the modeling demonstrated that take does not significantly affect raptor populations and the small changes in nestling survival would not be discernible in the results of the modeling.

Issue. *“Studies have shown that passage raptors taken for falconry and released the following spring have a better chance for survival than if they had been left in the wild. This factor should be incorporated into the Service’s model.”*

Response. The models indicate that take of raptors from wild populations for falconry is insignificant. Therefore, the changes in survival in raptor populations due to release of falconry birds also would be even less discernible in the results of the modeling. This effect would not change the conclusion we reached.

Issue. *“Studies have shown that many raptors released at any age which are suitably fit may be recruited into the breeding population. NAFA rejects the premise in the DEA that all raptors taken for falconry that subsequently escape or are released, are removed permanently from the population. The Service provides no biological foundation for this premise.”*

Response. We do not feel we need a “biological foundation” for this point. This was an assumption so that the modeling examined the “worst case” for take of raptors from the wild.

Issue. *“To show how limited the impact will be, the Service should present data on the number of falconers, by class level, from 1988 compared to contemporary numbers.”*

Response. The number of falconers in the United States has remained fairly stable for decades. We see no particular value in summarizing the number of falconers by class when our analyses demonstrated that falconry has a very minimal effect on raptor populations.

Issue. *“The supply of captive-produced raptors for falconry has increased dramatically since 1988 and further reduced the use of wild raptors for falconry. Today, raptors are available to any qualified falconer who desires one at a reasonable cost. Virtually no raptors used for propagation are harvested from the wild.”*

Response. We agree with this assertion.

Issue. *“When one considers the millions of raptors killed annually by electrocution, collisions with autos, fences, powerlines, etc., as well as through shooting, trapping, and poison, any remote resemblance of significant impact via falconry certainly pales.”*

Response. Our analyses support this assertion. Take for falconry and raptor propagation has a negligible effect on raptor populations.

Issue. *“We are also concerned that other proposed changes to the regulations governing falconry have not been adequately addressed to date. A proposed rule was published in the Federal Register on 9 February 2005 in which changes to the regulations governing the practice of falconry were proposed. The comment period on the proposed rule closed on 10 May 2005 and, to our knowledge, the Service is still reviewing the over 1,000 comments received. Several states in the Central Flyway are concerned that their comments on this proposal have not been addressed to date, and that it is difficult to evaluate this DEA with such a large number of outstanding issues. We feel that the ramifications of removing the federal permit system cannot be considered until the many other changes to the federal falconry regulations are resolved.”*

Response. We have attempted to address concerns raised by agencies and individuals who commented on the proposed falconry regulations. However, this Environmental Assessment is intended to address the environmental concerns arising from allowing take for falconry and raptor propagation, not the details of the regulations or coordination with the States. We will, however, work with the states to implement changes required by revised falconry regulations.

Comment. *“I concur completely with the Service’s Alternative 3 as a reasonable, albeit minimal, reduction of Federal involvement in an activity with “no perceptible” impact on the raptor resource.”*

Comment. *“The general consensus of the MFC member States is that the DEA is a comprehensive and conservative approach that justifies the take of raptors from the wild for falconry purposes, and preferred Alternative 3 revises the antiquated falconry regulations States are operating under and removes the redundancy of the Federal/State permit system.”*

Comment. *“I would like to add my support to the Service’s choice of Alternative 3 of the DEA as the best choice. It seems a bit contradictory to emphasize the setting of take levels that “would not harm wild populations” when the Service goes on to note that any reasonable and expected take scenario would impart an “imperceptible” impact on the raptor resource. But, as migratory birds, I see the need for the Service to retain some involvement or oversight in this situation.”*

AFFECTED ENVIRONMENT

The federal falconry and raptor propagation regulations govern take of raptors from the wild for use in those activities. The species covered by the regulations include the Falconiformes (osprey, kites, hawks, eagles, and falcons) and the Strigiformes (owls) found in 50 CFR 10.13.

Falconers who take raptors from the wild are required to do so either by removing nestlings or by trapping birds during their first year of life. Each falconer must report to the USFWS and the respective state fish and wildlife agency all acquisitions and dispositions of raptors taken or otherwise acquired under his or her falconry permit (50 CFR 21). USFWS

regional migratory bird permit offices have summarized or input all data on raptors taken from the wild into the USFWS's permit tracking database. We used data for 2003, 2004, and 2005 (Table 1) to assess the number of raptors removed from the wild by species for the purposes of our analyses. Some wild take may go unreported each year, but we have received no reports from our Office of Law Enforcement that take violations occur often, and such take is subject to prosecution.

There has been virtually no take from the wild for captive propagation. The number of raptors taken for falconry is small. In 2005, 1,131 raptors were reported taken for falconry in the U.S., about 54% of which were red-tailed hawks (USFWS data, Table 1).

Table 1. Reported Falconry Take of Wild Raptors in the U.S., 2003-2005.

Species	Raptors Taken			Percent of 3-Year Total
	2003	2004	2005	
Falconiformes				
Golden Eagle	4	6	4	0.45
Cooper's Hawk	67	72	79	6.98
Northern Goshawk	52	46	60	5.06
Sharp-shinned Hawk	15	15	19	1.57
Harris's Hawk	50	32	44	4.04
Ferruginous Hawk	7	6	6	0.61
Red-shouldered Hawk	3	3	4	0.32
Broad-winged Hawk	0	0	1	0.03
Red-tailed Hawk	527	645	610	57.10
Short-tailed Hawk	1	0	0	0.03
Rough-legged Hawk	0	0	0	0.00
American Kestrel	100	101	143	11.02
Merlin	48	52	69	5.41
Peregrine Falcon	1	18	13	1.03
Gyrfalcon	8	19	7	1.09
Prairie Falcon	31	42	66	4.45
Strigiformes				
Eastern Screech Owl	1	0	0	0.03
Western Screech Owl	0	3	0	0.10
Great Horned Owl	6	7	6	0.61
Snowy Owl	1	1	0	0.06
Totals	922	1068	1131	100

Unintentional take associated with take for falconry is possible. Conway et al. (1995) found that take of nestlings decreased the return rates of adult prairie falcons to aeries. The same may be possible for other species. Take could affect the condition of an aerie or the number of young fledged in a nesting attempt. This could happen, for example, if the aerie substrate is damaged or if nestlings are injured because of the attempt to take a nestling for falconry (a concern expressed by commenters when we considered take of nestling peregrine falcons (U.S. Fish and Wildlife Service 2004)). Such events also might cause abandonment of the aerie. Take at any location may be restricted by a state if it decides to allow take of nestlings. On the other hand, there may be some offsetting compensatory effects of harvest of raptors for falconry. Conway et al. (1995) found higher survival for nestlings in aeries from which a sibling had been removed.

“Most raptors are solitary, wide-ranging, and occur at low densities. Conventional methods of counting birds often are not practical for raptors” (Tautin 1988). There are no practical, affordable techniques or technologies that will allow biologists to determine the numbers of nonbreeding adults in raptor populations on a continental scale. Therefore, the effects of the limited take for falconry and raptor propagation can only be assessed indirectly. For the falconiform and strigiform species covered under 50 CFR 10.13, we used the analyses of Millsap and Allen (2006) to assess the take of wild raptors for use in falconry or in raptor propagation.

The following section summarizes distribution and status information for each species governed under 50 CFR 10.13 in the U.S. “PIF [Partners in Flight] U.S. and Canada population estimate,” “accuracy [closeness to the actual population value] rating,” and “precision [variability of the estimate] rating” refer to the population information compiled by Rich *et al.* (2004, Appendix 3). The PIF population estimates for the U.S. and Canada are based on analyses of Breeding Bird Surveys (BBSs) and arctic Canada estimates from 1966 through 2004, where applicable. The PIF methods, however, may be less suitable for raptors than for most other bird species. In particular, the visibility correction factor used by PIF to account for the possibility that half of the adult population is not detectible due to incubation or brooding is likely not applicable to most raptors because by the time Breeding Bird Surveys are conducted, raptors have either completed nesting or have large young.

SPECIES WITH A HISTORY OF FALCONRY HARVEST FALCONIFORMES

Golden Eagle

The Golden Eagle (*Aquila chrysaetos*) “inhabits a wide range of latitudes throughout the Northern Hemisphere and uses a variety of habitats ranging from arctic to desert.” However, urbanization, agricultural development, wildfires, and intentional and accidental persecution threaten the species and its most-used habitats (Kochert *et al.* 2002). Take of golden eagles for falconry is allowed under federal law only under specific conditions (16 U.S.C., Chapter 5A, Subchapter II, ‘668a).

The Golden Eagle is a Species of Conservation Concern in the Great Basin, Northern Rockies, Southern Rockies/Colorado Plateau, and Badlands and Prairies BCRs (numbers 9, 10, 16, and 17, USFWS 2002). Braun *et al.* (1975) estimated a North American population of perhaps 100,000 individuals in the early 1970s. U.S. Breeding Bird surveys show no trend for this species (Significance Level $[P]=0.39$, Sauer *et al.* 2005). The current PIF-based U.S. and Canada population estimate is 40,000, with a “fair” accuracy rating and a “very high” precision rating. Good *et al.* (2004) estimated that there were just over 27,000 golden eagles in the four BCRs in which the species is of conservation concern (which comprise much of the western U.S.) in late summer and early fall in 2003.

Cooper’s Hawk

The Cooper’s hawk, (*Accipiter cooperii*), “a quintessential woodland hawk,” is a “secretive, inconspicuous species, particularly in the breeding season and even in areas where it is a common nester” (Curtis *et al.* 2006). This species breeds in much of the U.S., southern Canada, and northern Mexico.

The PIF-based U.S. and Canada population estimate for this species is 276,450, with a “fair” accuracy rating and a “very high” precision rating. Population information for this species is difficult to acquire. Curtis *et al.* (2006) believed that recent data on reproductive success and numbers probably indicate a stable population.

Northern Goshawk

The goshawk (*Accipiter gentilis*), the largest of the North American accipiters, occupies boreal and temperate forests throughout the holarctic, and the primary threat to goshawk nesting populations is said to be timber harvest (Squires and Reynolds 1997). Data on the populations of this species indicate that more information about population demographics is needed (Kennedy 1997, Squires and Reynolds 1997, Hoffman and Smith 2003).

There are differences of opinion about goshawks subspecies in North America, but only two are generally recognized. The northern goshawk (*A. g. atricapillus*) occupies most of the areas occupied by the species; the Queen Charlotte goshawk (*A. g. laingi*) is resident from Vancouver Island north through insular British Columbia and insular and mainland southeast Alaska to Glacier Bay (Squires and Reynolds 1997).

This is a Species of Conservation Concern in the Northern Pacific Rainforest and Sierra Madre Occidental BCRs (numbers 5 and 34, USFWS 2002). The PIF-based U.S. and Canada population estimate is 120,050, with a "fair" accuracy rating and "very high" precision rating. Breeding bird survey data for this species show no population trend ($P=0.48$, Sauer *et al.* 2005).

Sharp-shinned Hawk

The sharp-shinned hawk (*Accipiter striatus*), a "small, slender, feisty accipiter" (Bildstein and Meyer 2000), is a "widely dispersed and seldom-seen" nesting species across a large portion of temperate and subarctic North America and a wintering species in many other temperate locations.

The PIF-based U.S. and Canada population estimate for the sharp-shinned hawk is 291,500, with a "fair" accuracy rating and a "very high" precision rating. U.S. Breeding Bird Survey data show no population trend for this species ($P=0.13$, Sauer *et al.* 2005).

Harris's Hawk

Bednarz (1995) called the Harris's hawk (*Parabuteo unicinctus*, AOU 1998) "perhaps the most enigmatic bird of prey in North America," stating that "Unlike other North American raptors, "Harris'[s] hawk groups employ one of the most sophisticated cooperative hunting strategies known in birds". In addition, they may be monogamous, polyandrous, and sometimes polygynous. In many locations in the U.S., Harris's hawks may breed year-round.

Harris's hawk populations in the U.S. are scattered across Arizona, New Mexico, and Texas. This range is reduced from that occupied early in the 1900s. This is a Species of Conservation Concern in the Chihuahuan Desert BCR (number 35) in southern New Mexico (USFWS 2002). The PIF-based U.S. and Canada population estimate for the species is 19,500, with a "poor" accuracy rating and a "good" precision rating. Breeding Bird Survey data show a 5.5% per year decline in observed Harris's hawks ($P<0.01$, Sauer *et al.* 2005).

Ferruginous Hawk

The ferruginous hawk (*Buteo regalis*) is, as quoted by Bechard and Schmutz (1995) "a splendid hawk, the largest, most powerful, and grandest of our buteos, a truly regal bird" (Bent 1937). The ferruginous hawk can be found across much of the western U.S. at different times of the year.

The species' breeding range includes much of the western U.S., from southernmost Canada between the Great Plains and Rocky Mountains. south to northern Arizona and New Mexico (Olendorff 1993). Ferruginous hawks primarily winter in grassland and shrubsteppe habitats from northern California, western and southern Nevada, southern Wyoming, and parts of Arizona, New Mexico, Texas, Oklahoma, Kansas, Nebraska, and Colorado in the U.S., and into central and Baja Mexico.

There has been concern over the status of this species in North America. Olendorff (1993) attributed ferruginous hawk population declines to cultivation of rangelands, grazing, poisoning and controlling small mammals, mining, and fire in nesting habitats (Bechard and Schmutz 1995). The Fish and Wildlife Service was petitioned to list the species under the Endangered Species Act in 1991, though the petition was rejected due to insufficient data to warrant listing (USFWS 1992). It is considered a Sensitive Species by the Bureau of Land Management, and was designated as Threatened in 1980 and as Vulnerable in 1995 in Canada (Bechard and Schmutz 1995).

The ferruginous hawk is both a regional and national Species of Conservation Concern (USFWS 2002). Olendorff (1993) estimated a North American population of up to 11,330 individuals. However, Schmutz *et al.* (1992) estimated 14,000 individuals in the Great Plains alone. The PIF-based U.S. and Canada population estimate for the ferruginous hawk is 11,500, with a "fair" accuracy rating and a "very high" precision rating. Breeding Bird Survey data show a 2.2% per year increase in the number of ferruginous hawks observed ($P=0.04$, Sauer *et al.* 2005). However, migration data from Hoffman and Smith (2003) show stable or declining counts at five of six monitoring sites in the western U.S.

Red-shouldered Hawk

The red-shouldered hawk (*Buteo lineatus*) is found across much of the U.S. east of the Mississippi River, and along coastal California and southern coastal Oregon. This generalist species "favors extensive, mature, mixed deciduous-coniferous woodlands," though it may be found in other, less typical settings (Crocoll 1994). Forestry practices may have had more effect on this species than most other activities, in part because the species is a partial migrant; with only individuals in the northernmost part of the species range migrating south for the winter (Crocoll 1994).

Breeding Bird Survey data are variable for the red-shouldered hawk, with some counts indicating population declines, but others showing increases. Overall, the data show a 2.7% per year increase in the number of red-shouldered hawks observed ($P<0.01$, Sauer *et al.* 2005). Bednarz *et al.* (1990) concluded that migration count data showed a long-term decline in the number of red-shouldered hawks observed at Hawk Mountain, Pennsylvania.

The PIF-based U.S. and Canada population estimate for the red-shouldered hawk is 411,000. The estimate has a "fair" accuracy rating and a "very high" precision rating.

Red-tailed Hawk

The red-tailed hawk (*Buteo jamaicensis*) "is one of the most widespread and commonly observed birds of prey in North America" (Preston and Beane 1993). This species is found across all of the contiguous U.S. (year round in most locations) and perhaps half of Alaska. This is the raptor species most commonly taken from the wild to use in falconry.

The PIF-based U.S. and Canada population estimate for this species is 979,000, with a "moderate" accuracy rating and a "very high" precision rating. BBS data show a 2.4% per year increase in the number of red-tailed hawks observed ($P<0.01$, Sauer *et al.* 2005).

American Kestrel

The kestrel (*Falco sparverius*) is "the smallest, most numerous, and most widespread North American falcon" (Smallwood and Bird 2002). The kestrel is one of the limited number of raptor species that apprentice falconers may possess.

The American kestrel is a Species of Conservation Concern in three BCRs (USFWS 2002). Cade (1982) estimated a North American population of at least 1.2 million pairs. The PIF-based U.S. and Canada population estimate: 2,175,000, with a "moderate" accuracy rating and a "very high" precision rating. Migration data from Hoffman and Smith (2003) showed

stable or diminished counts at five of six locations in the western U.S. However, other authors have concluded that the population is probably stable in western North America (Kirk and Hyslop 1998, Smallwood and Bird 2002, White 1994). Breeding Bird Survey data show a 0.5% per year decline in observations of American kestrels ($P=0.06$, Sauer *et al.* 2005).

Merlin

The merlin (*Falco columbarius*) is “a small, dashing falcon that breeds throughout the northern forests and prairies of North America, Europe, and Asia,” with estimates of merlin numbers for Canada ranging from 10,000 to 100,000 pairs (Warkentin *et al.* 2005). The PIF-based U.S. and Canada population estimate is 325,000, “fair” accuracy rating and a “very high” precision rating. Western U.S. migration data in Hoffman and Smith (2003) indicated at least stable patterns and usually strong increases through 1998” for this species. Breeding Bird Survey data show an 11.5% per year increase ($P<0.01$) in observations of merlins (Sauer *et al.* 2005).

Peregrine Falcon

The peregrine is a “generally wide-ranging but sparsely distributed” species (White *et al.* 2002); one of the most widespread and best-known raptors. It is found on all continents except Antarctica, and on many of the larger islands in the oceans. In North America, the Peale’s falcon (*Falco peregrinus pealei*) is a year-round resident of the northwest Pacific coast from northern Washington through British Columbia to the Aleutian Islands. The Arctic peregrine falcon (*Falco peregrinus tundrius*) nests in the tundra of Alaska, Canada, and Greenland, and is typically a long-distance migrant, wintering as far south as South America. The American peregrine falcon (*Falco peregrinus anatum*) occurs throughout much of North America from the subarctic boreal forests of Alaska and Canada south to Mexico. It nests from central Alaska, central Yukon Territory, and northern Alberta and Saskatchewan, east to the Maritimes and south (excluding coastal areas north of the Columbia River in Washington and British Columbia) throughout western Canada and the U.S. to Baja California, Sonora, and the highlands of central Mexico. American peregrine falcons that nest in subarctic areas generally winter in South America, while those that nest at lower latitudes exhibit variable migratory behavior; some are nonmigratory (Yates *et al.* 1988).

Peregrine falcons declined precipitously in North America following World War II (Kiff 1988). Research implicated chlorinated hydrocarbon pesticides, mainly DDT, used in the U.S. and Canada as causing the decline (see Risebrough and Peakall 1988). Because of the decline, the American peregrine falcon was added to the list of endangered and threatened wildlife and plants in 1970 (Federal Register 35:8491-8498).

Efforts beginning in the early 1970s to reestablish peregrine falcons in the eastern and midwestern U.S. successfully returned this species to areas from which it was extirpated by the 1960s. Peregrine falcons now nest in most states in their historical range east of 100E longitude, and are widespread in the West. In 1998, the known population of American peregrine falcons included 1650 pairs in the U.S. and Canada. Recovery plan productivity goals in all of the American peregrine falcon recovery regions were met or exceeded. The information on measures of American peregrine falcon recovery led the U.S. Fish and Wildlife Service to remove the American peregrine falcon from the list of endangered and threatened wildlife and plants (delist) in August 1999 (Federal Register 64:46542-46558. By 2002, White *et al.* (2002) estimated that there were over 2000 pairs of American peregrine falcons breeding each year in the U.S. Published migration data support the evidence of an increase, with migration counts having “...confirmed strong increases, especially during the early to mid-1990s” in peregrine falcon observations in the western U.S. (Hoffman and Smith 2003). This

is supported by a 6.8% per year increase ($P=0.06$) in the number of peregrine falcons seen on Breeding Bird Surveys. The increase in the U.S. was 8.9% per year for that period ($P=0.04$, Sauer *et al.* 2005).

The peregrine is a species of conservation concern at both the regional and national levels. The PIF-based U.S. and Canada population estimate for the peregrine falcon is 138,000, with a “poor” accuracy rating.

We considered take of nestling American peregrine falcons in 2004. The population in 11 contiguous states and Alaska (the states in which take was considered) was believed to include at least 3,114 nesting pairs (USFWS 2004). Population data and modeling in the Environmental Assessment demonstrated that a take of 5% of the nestlings in the 12 western states would not significantly affect the population, and would likely not even be observable, due to the proportion of nonbreeding adults in the population.

Gyrfalcon

Gyrfalcons (*Falco rusticolus*) are widely but thinly distributed in the nesting season on the tundras of Alaska, northern Canada, and coastal Greenland. Some gyrfalcons move into the northern U.S. in fall and winter, with occasional occurrences as far south as the middle of the continental U.S. (Clum and Cade 1994).

The PIF-based U.S. and Canada population estimate for the gyrfalcon in North America is 27,500, with a “guesstimate” accuracy rating. Cade (1982) estimated 15,000 to 17,000 pairs worldwide.

Prairie Falcon

The prairie falcon (*Falco mexicanus*) is found across much of the arid lands in the western U.S. and southwestern Canada “where cliffs or bluffs punctuate open plains and shrub-steppe deserts” (Steenhof 1998), though it also nests widely on cliffs in western montane forests (J. Enderson, personal communication). This is the most restricted breeding distribution of North American falcons, but it “is often common where it does occur in the arid and semi-arid deserts and steppes of western North America” (Cade 1982).

The prairie falcon is a regional and national Species of Conservation Concern (USFWS 2002). The PIF-based U.S. and Canada population estimate for the prairie falcon is 17,500, with a “fair” accuracy rating and a “very high” precision rating. Steenhof (1998) reported an estimate of a minimum 4,273 pairs. “[T]he available evidence suggests that Prairie Falcon populations in the Intermountain - Rocky Mountain region are probably stable to increasing overall, but regional variation in the status of local breeding populations may be pronounced” (Hoffman and Smith 2003). The Breeding Bird Surveys produced no trend ($P=0.38$) in the number of prairie falcons seen (Sauer *et al.* 2005).

STRIGIFORMES

Eastern Screech-Owl

The eastern screech-owl (*Megascops asio*, Banks *et al.* 2003) is widely distributed east of the Rocky Mountains, from the edges of the boreal forest to northeastern Mexico (Gelbach 1995). The PIF-based U.S. and Canada population estimate for this species is 369,500, with a “good” accuracy rating and a “very high” precision rating. Breeding Bird Survey data show no trend ($P=0.28$) for this species (Sauer *et al.* 2005).

Western Screech-Owl

This species, *Megascops kennicotti*, (Banks *et al.* 2003) is a common owl of north-central and northwestern Mexico, the western U.S., and coastal British Columbia, though there are concerns about decline of the population due to habitat loss (Cannings and Angell 2001).

The PIF-based U.S. and Canada population estimate for this species is 270,000, with a “guesstimate” accuracy rating and a “good” precision rating. Breeding Bird Survey data show an 8.8% per year decline ($P=0.09$) for this species (Sauer *et al.* 2005).

Great Horned Owl

The Great Horned Owl (*Bubo virginianus*) is a “large, powerful, and long-lived” owl Adapted by its anatomy, physiology, and behavior to survive in any climate but arctic-alpine regions. It is found in many habitats, and has “the most extensive range, the widest prey base, and the most variable nesting sites of any American owl” (Houston *et al.* 1998).

Though widespread, the great horned owl is relatively sparsely distributed. The PIF-based U.S. and Canada population estimate for the species is 1,139,500, with a “fair” accuracy rating and a “very high” precision rating. The data from Breeding Bird Surveys indicate a stable population for this species ($P=0.94$, Sauer *et al.* 2005).

Snowy Owl

This well-known, large, northern owl (*Bubo scandiaca*) breeds in open terrain in the far north in both the eastern and western hemispheres. It is occasionally found to the northern U.S. in winter, and occasionally farther south (Parmelee 1992). The PIF-based Canada population estimate for the snowy owl is 72,500, with a “poor” accuracy rating.

SPECIES WITHOUT A HISTORY OF FALCONRY HARVEST FALCONIFORMES

Osprey

The osprey (*Pandion haliaetus*) is a widespread raptor of coastal and lake habitats, found across much of northern North America in the nesting season, and much of the eastern U.S. coast year-round. Poole *et al.* (2002) reported that there are 20,000 or more nesting pairs in the U.S. and Canada, perhaps even 19,000 pairs in the contiguous U.S. alone. Migration counts and other survey data indicate that the osprey has continued to grow since the ban on DDT (Hoffman and Smith 2003). The PIF-based U.S. and Canada population estimate is 106,000, with a “fair” accuracy rating and a “high” precision rating. Breeding Bird Survey data show a 6.3% per year increase for this species ($P<0.01$, Sauer *et al.* 2005).

The osprey is the only North American raptor that eats almost exclusively fish captured live. It has little interest for falconers, and we are not aware of any use of ospreys in falconry or raptor propagation.

American Swallow-tailed Kite

A bird of “extraordinary aerial grace” (Meyer 1995), the American or northern Swallow-tailed Kite (*Elanoides forficatus forficatus*, Monroe *et al.* 1995) formerly occurred throughout the south-central U.S. north to Minnesota. It is now found in the U.S. in large numbers in the nesting season only in Florida, though it occurs from coastal South Carolina south to Florida and west to Louisiana. By mid-August, this species migrates south to winter. It has disappeared from most of its historic range in the U.S. Although its numbers in Florida show an increase, destruction of nesting, foraging, and roosting habitat is a constant threat (Meyer 1995, USFWS 2002). Habitat destruction on the species’ wintering grounds and migration routes in Central and South America, coupled with heavy use of pesticides in these areas, pose additional threats. It is a both a regional and national Species of Conservation Concern (USFWS 2002).

The PIF-based U.S. population estimate for the species is 3,750, an estimate with a “fair” accuracy rating (Rich *et al.* 2004). This is comparable to the 3,200 to 4,600 individuals Meyer (1995) reported as a reasonable population estimate. Breeding Bird Survey data show

a 4.4% per year increase in the number of Swallow-tailed kites observed ($P=0.02$, Sauer *et al.* 2005).

Black Kite

The Black Kite (*Milvus migrans*) is an extraterritorial species not found in the continental U.S., and only as an accidental in the Mariana Islands and on Sand Island in Hawaii (AOU 2000). There is therefore no PIF U.S. and Canada population estimate for the species.

White-tailed Kite

This species (*Elanus leucurus*, Monroe *et al.* 1993) includes the Black-shouldered Kite (*Elanus caeruleus*) formerly listed as an MBTA-protected species (50 CFR 10.13). The white-tailed kite is found in open grasslands and savannah-like habitats. It has expanded its range in the western U.S. since the early twentieth century, and it is now found in Florida, Alabama, Louisiana, Texas, Arizona, California, Oregon, and Washington (Dunk 1995, NatureServe 2005). However, its populations in many locations have declined in the last two decades (Dunk 1995).

The PIF-based U.S. and Canada population estimate for the white-tailed kite is 26,500 birds, with a poor accuracy rating but good precision for the estimate. Breeding Bird Survey data show a no trend in the number of White-tailed Kites seen ($P=0.29$, Sauer *et al.* 2005).

Hook-billed Kite

The range of the Hook-billed Kite (*Chondrohierax uncinatus*) extends though a large portion of Central and South America. In the U.S., it is resident only in southern Texas. The PIF-based U.S. and Canada population estimate for the species in the U.S. is no more than 1,000, with a “guesstimate” accuracy rating. This species is not taken for falconry or captive propagation.

Mississippi Kite

The Mississippi Kite (*Ictinia mississippiensis*) is a “sleek, acrobatic, crow-sized raptor” that “breeds in the southern Great Plains, limited areas of the Southwest, and southern states along the Mississippi River and east of it” (Parker 1999). It is a Species of Conservation Concern in the Edward’s Plateau and Southeastern Coastal Plain Bird Conservation Regions (BCRs, USFWS 2002, Appendix 4). The PIF-based U.S. population estimate is 95,000, an estimate with a “fair” accuracy rating. Breeding Bird Survey data show no population trend for this species ($P=0.76$, Sauer *et al.* 2005).

Snail Kite

The snail kite (*Rostrhamus sociabilis*), is found from southern Mexico to northern Argentina. In the U.S. it is found only in Florida. Sykes *et al.* (1995) state that the snail kite “ranks among the most specialized of the world’s falconiformes.” This species feeds almost exclusively on freshwater apple snails (*Pomacea paludosa*) in Florida.

The Everglade snail kite is endangered in the U.S. (Federal Register 32:4001, 1967). The PIF-based U.S. and Canada population estimate for the snail kite is no more than 10,000, with an “accurate” accuracy rating and a “very low” precision rating. Based on population data summarized by Sykes *et al.* (1995), we believe that the actual number is probably no more than 2,000.

The Everglade snail kite is not taken for falconry or captive propagation. Take of the species for falconry or raptor propagation is not likely to be considered while it is listed as endangered.

White-tailed Eagle

The white-tailed eagle (*Haliaeetus albicilla*) is a casual visitor to the Aleutian Islands and to the northern Atlantic coast in the U.S. There is no PIF-based U.S. and Canada population

estimate for the species.

Stellar's Sea-Eagle

There is no PIF-based U.S. and Canada population estimate for Stellar's Sea-Eagle (*Haliaeetus pelagicus*), which is casual or accidental in the Hawaiian Islands and Alaska (AOU 1998).

Northern Harrier

The northern harrier (*Circus cyaneus*) is the only member in North America of the cosmopolitan genus *Circus*. It is "the most northerly breeding and most broadly distributed of all harriers, and is a long-distance migrant throughout much of its range. Its degree of sexual dimorphism in plumage and its propensity for polygyny are exceptional among birds of prey" (MacWhirter and Bildstein 1996).

The northern harrier is a both a regional and national Species of Conservation Concern (USFWS 2002). Johnsgard (1990) estimated the winter population in Canada and the U.S. to be 111,500 birds, based on extrapolation of Christmas Bird Count data (MacWhirter and Bildstein 1996). The PIF-based U.S. and Canada population estimate is 227,500, with a "fair" accuracy rating and "very high" precision rating. Breeding Bird Survey data for the northern harrier show a 1.3% per year decline ($P < 0.01$, Sauer *et al.* 2005).

Gray Frog-Hawk

The gray frog-hawk (*Accipiter soloensis*) is an accidental species in Hawaii. We have no record of interest in this species for either falconry or raptor propagation.

Japanese Sparrow Hawk

There is no PIF-based U.S. and Canada population estimate for the Japanese (formerly Asiatic) sparrow hawk (*Accipiter virgatus*), which is found in Japan and the western Pacific. This species is not taken for falconry or captive propagation.

Crane Hawk

The crane hawk (*Geranospiza caerulescens*) is an accidental species in Texas. We have no North American population estimate for this species. We also have no record of interest in this species for either falconry or raptor propagation.

Common Black-hawk

In the U.S., the common black-hawk (*Buteogallus anthracinus*) is a large obligate riparian-nesting hawk species found in New Mexico, Arizona, and extreme southwestern Utah. The species prefers "remote, mature gallery forest corridors associate with perennial streams" (Schnell 1994).

The common black-hawk is a Species of Conservation Concern in the Sierra Madre Occidental and Chihuahuan Desert BCRs (numbers 34 and 35, USFWS 2002). The PIF-based population estimate for the species is 1,000,000, with no more than 1% of the population, or about 10,000 birds, found in the U.S. The population estimate has a "guesstimate" accuracy rating and a "very low" precision rating. Information in Schnell (1994) leads us to estimate a U.S. population of about 300 nesting pairs, or perhaps 1,000 birds in the U.S.

Broad-winged Hawk

The broad-winged hawk (*Buteo platypterus*) is a small buteo and a common breeding species across much of northeastern and northcentral North America. Broad-winged hawks migrate completely out of their breeding range in the fall; wintering in very southern Florida, Mexico, and Central and South America. Goodrich *et al.* (1996) reported that reforestation in the northeastern U.S. "may have increased breeding habitat for this species" in the last century. Wintering habitats for the species, however, may be diminishing.

The PIF-based U.S. and Canada population estimate for the broad-winged hawk is 864,000, with a “fair” accuracy rating and a “very high” precision rating. Migration counts in eastern Mexico “provide a minimum estimate of *B. p. platypterus*” of 1.7 million birds. Migration counts in the U.S. indicated a possible population decline in the east, but stable numbers in the central U.S. (Goodrich *et al.* 1996). BBS data show a 2% per year increase for broad-winged hawks ($P=0.01$, Sauer *et al.* 2005). Migration counts in the western U.S. suggest that this species is expanding its range there (Hoffman and Smith 2003).

Gray Hawk

Asturina nitida (Banks *et al.* 1997), the gray hawk, is found from Paraguay and Argentina to the extreme southwest U.S. in Texas and Arizona. In Texas the gray hawk is found along streams and rivers of the Rio Grande watershed; in Arizona the species is found along the Gila River watershed (Bibles *et al.* 2002).

This is a Species of Conservation Concern in the Sierra Madre Occidental BCR (number 34, USFWS 2002). The PIF-based population estimate for the species is 1,000,000, with no more than 1% of the population, or about 10,000 birds, found in the U.S. The estimate has a “guesstimate” accuracy rating and a “low” precision rating. Our interpretation of the population information from Bibles *et al.* (2002) is that the U.S. population probably only numbers in the hundreds.

Hawaiian Hawk

The Hawaiian hawk (*Buteo solitarius*) is endemic to the island of Hawaii, and is listed as endangered there (Federal Register 32:4001, 1967). It is the only resident hawk in the Hawaiian archipelago (Clarkson and Laniawe 2000). The population of this species is probably several thousand (Federal Register 58:41684-41688, 1993). Hawaii has not promulgated falconry regulations, and this species is not taken for falconry or captive propagation. Further, no take of the species for falconry or propagation is likely to be considered while it is listed as endangered.

Rough-legged Hawk

This species (*Buteo lagopus*) “has an extensive panboreal breeding range, with populations in taiga and tundra regions of both the Old World and the New World. In North America, Rough-legged hawks breed in tundra or taiga in arctic and subarctic Alaska and Canada and migrate across the boreal forest to winter in open country of southern Canada and the northern U.S.” Rough-legged hawks probably limited in distribution and numbers in many areas by the availability of suitable cliff nesting sites (Bechard and Swem 2002).

Palmer (1988) suggested that the rough-legged hawk may be one of the most abundant raptor species in the world. The PIF-based U.S. and Canada population estimate for Rough-legged hawks is 132,500, with a “poor” accuracy rating. Christmas Bird Count data indicate that Rough-legged hawk wintering population consists of about 50,000 birds south of Alaska and the Canadian territories; maximum densities occur in Montana and Idaho, with 5,250 and 3,650 wintering individuals, respectively (Johnsgard 1990).

Short-tailed Hawk

The short-tailed hawk (*Buteo brachyurus*) is “one of the rarest and least-studied birds in the U.S.” (Miller and Meyer 2002). In the U.S., it breeds only in peninsular Florida. Outside the U.S., it occurs from northern Mexico to northern Argentina, Paraguay, and southern Brazil (Miller and Meyer 2002).

This is a Species of Conservation Concern in the Southeastern Coastal Plain and Peninsular Florida BCRs (numbers 27 and 31, USFWS 2002). The PIF-based U.S. and Canada population estimate is no more than 50,000, with a “guesstimate” accuracy rating.

This estimate, however, is likely extremely optimistic. The U.S. population actually is probably less than 1000 (Miller and Meyer 2002; Ogden 1988).

Swainson's Hawk

A highly gregarious species, the Swainson's Hawk (*Buteo swainsoni*) forages and migrates in flocks sometimes numbering in the thousands. Its movement through Central America has been described as among "the most impressive avian gatherings in North America, since the demise of the Passenger Pigeon" (Brown and Amadon 1968).

The Swainson's hawk is both a regional and national Species of Conservation Concern (USFWS 2002). The PIF-based U.S. and Canada population estimate for this species is 230,500, with a "moderate" accuracy rating and a "very high" precision rating. England *et al.* (1997) reported that Swainson's hawks have declined significantly in parts of the western U.S.; and in the western Canadian prairie, reproduction has dropped since the mid-1980s, following a decline in its main prey species, Richardson's ground squirrel (*Spermophilus richardsonii*). Migration data presented by Hoffman and Smith (2003) showed that "the overall abundance of Swainson's Hawks probably increased in the Intermountain-Rocky Mountain region during the early to mid-1990s." Breeding Bird Survey data show no trend in the number of Swainson's hawks observed ($P=0.38$, Sauer *et al.* 2005).

White-tailed Hawk

The white-tailed hawk (*Buteo albicaudatus*) is "a relatively shy and unobtrusive hawk" found "in open to sparsely wooded, arid regions where other buteos are uncommon" (Farquhar 1992). Occupying discontinuous breeding areas from southern Texas to Argentina, it claims the widest latitudinal distribution (29EN to 44ES) of any buteo, and has successfully colonized several Caribbean islands (Farquhar 1992).

In the U.S., this species is found only in southern Texas. It is a Species of Conservation Concern in the Gulf Coastal Prairie BCR (number 37) (USFWS 2002). The PIF-based U.S. and Canada population estimate is no more than 10,000, with a "guesstimate" accuracy rating and a "moderate" precision rating. However, Farquhar (1992) suggested that the U.S. population is less than 2000.

Zone-tailed Hawk

The neotropical zone-tailed hawk [(*Buteo albonotatus*)] is widely distributed in the New World. It breeds as far south as central South America, but reaches its northernmost limits in the southwestern U.S. (Johnson *et al.* 2000).

The PIF-based U.S. and Canada population estimate for the zone-tailed hawk is no more than 10,000, with a "guesstimate" accuracy rating and a "moderate" precision rating. Based on information summarized in Johnson *et al.* (2000), we believe the U.S. population is no more than 1,000.

Collared Forest-Falcon

The Collared Forest-Falcon (*Micrastur semitorquatus*) is an accidental species in Texas. We have neither a North American population estimate nor a record of interest in this species for either falconry or raptor propagation.

Crested Caracara

The Crested Caracara (*Caracara cheriway*, Monroe *et al.* 1993, Banks *et al.* 2000) ranges from northern Mexico to Tierra del Fuego, in the U.S. it occurs only along the southern border in Texas and Arizona, and in Florida, where there is an isolated population in the south-central peninsula (Morrison 1996). The Florida population (*C. c. audubonii*) is listed as threatened (Federal Register 52:25229-25232, 1987).

There are very limited population data available for this species (Morrison 1996). The PIF-based U.S. and Canada population estimate is no more than 50,000, with a “guesstimate” accuracy rating and a “good” precision rating. The Florida population probably numbers in the hundreds at most. Breeding Bird Survey data show a 5.6% per year increase in the number of crested caracaras seen ($P < 0.01$, Sauer *et al.* 2005).

Eurasian Kestrel

The Eurasian kestrel (*Falco tinnunculus*) is a casual visitor to the Aleutian Islands and on the Atlantic coast (AOU 1998). Therefore, there is no PIF-based U.S. and Canada population estimate for this species.

Eurasian Hobby

The Eurasian hobby (*Falco subbuteo*) is a casual species in Alaska, so there is no North American population estimate for it. We have no record of interest in this species for either falconry or raptor propagation.

Aplomado Falcon

Falco femoralis, the Aplomado falcon, “inhabits lowland Neotropical savannas, coastal prairies, and higher-elevation grasslands from the southwestern U.S. south to Tierra del Fuego” (Keddy-Hector 2000). The northern aplomado falcon (*F. f. septentrionalis*) is endangered in the U.S. (Federal Register 51:6686-6690, 1986).

Data on the U.S. population are limited (Keddy-Hector 2000). The PIF-based U.S. and Canada population estimate is 100,000 over the entire range of the species, with less than 1%, or 1,000, in the U.S. This number has a “guesstimate” accuracy rating. Because this species is listed as endangered, there is no take for falconry or captive propagation.

STRIGIFORMES

Barn-Owl

The barn-owl (*Tyto alba*) “is among the most widely distributed of all land birds” (Marti *et al.* 2005). It is found over most of the contiguous U.S., the Caribbean, and into northern South America. Nesting density of this species varies considerably with prey density and habitat.

The PIF-based U.S. and Canada population estimate for the barn-owl is 171,500, with a “guesstimate” accuracy rating and a “high” precision rating. Breeding Bird Surveys show no population trend ($P = 0.63$) for this species (Sauer *et al.* 2005).

Flammulated Owl

The flammulated owl (*Otus flammeolus*) “is perhaps the most common raptor of the montane pine forests of the western U.S. and Mexico.” “The species is apparently restricted to forests of commercially valuable trees, and timber management practices may influence its viability, although baseline population data are sparse and insufficient to model its population dynamics” (McCallum 1994).

The flammulated owl is both a regional and national Species of Conservation Concern (USFWS 2002). The PIF-based U.S. and Canada population estimate for this species is 14,000, with “guesstimate” accuracy rating and a “very low” precision rating.

Oriental Scops-Owl

The Oriental Scops-Owl (*Otus sunia*) is an accidental species in Alaska, but we know of no North American population estimate for this species. We know of no North American population estimate for this species. We have no record of interest in this species for either falconry or raptor propagation.

Whiskered Screech-Owl

The whiskered screech owl (*Megascops trichopsis*, Banks *et al.* 2003) inhabits montane woodlands and forests from southeastern Arizona and adjacent New Mexico to northern Nicaragua (Gelbach and Gelbach 2000). This is a Species of Conservation Concern in two BCRs (USFWS 2002). The PIF-based U.S. and Canada population estimate for the whiskered screech-owl is no more than 5,000, with a “guesstimate” accuracy rating and a “very low” precision rating.

Puerto Rican Screech-Owl

This species, *Megascops nudipes* (Banks *et al.* 2003), is not found in the contiguous U.S., and there is no PIF-based U.S. and Canada population estimate for it. There is no reported take of this species for falconry or propagation.

Northern Hawk-Owl

“One of the least-studied birds of North America,” the northern hawk owl (*Surnia ulula*), is sparsely distributed across much of Alaska and boreal forest Canada (Duncan and Duncan 1998). It is occasionally found across southern Canada and the northern contiguous U.S. in winter. Duncan and Harris (1997) estimated that there were 10,000 to 50,000 breeding pairs in North America. The PIF-based U.S. and Canada population estimate for the northern hawk-owl is 32,500, with a “poor” accuracy rating and a “good” precision rating.

Northern Pygmy-Owl

This species, *Glaucidium gnoma*, inhabits a range of habitats from Honduras through Alberta and coastal British Columbia in Canada (Holt and Petersen 2000). The PIF-based U.S. and Canada population estimate for the northern pygmy owl is 42,000, with a “poor” accuracy rating and a “high” precision rating. The data from Breeding Bird Surveys show no trend for this species ($P=0.69$, Sauer *et al.* 2005).

Ferruginous Pygmy-Owl

The ferruginous pygmy-owl (*Glaucidium brasilianum*) is a permanent resident in the U.S. only in southern Arizona and extreme southern coastal Texas, though its range extends into Panama (Proudfoot and Johnson 2000). This is a Species of Conservation Concern in three BCRs (USFWS 2002). The PIF-based U.S. and Canada population estimate is no more than 100,000, with a “guesstimate” accuracy rating and a “very low” precision rating. Based on data summarized by Proudfoot and Johnson, we believe the U.S. population is no more than 2,000.

The cactus ferruginous pygmy-owl (*Glaucidium brasilianum cactorum*) was listed an endangered by the Service in Arizona in 1997 (Federal Register 62:10730-10747). However, the Service has removed that population from the endangered species list (Federal Register 71:19452-19458, 2006).

Elf Owl

The tiny elf owl (*Micrathene whitneyi*) is abundant in upland deserts of Arizona and Sonora, Mexico. It is found in the U.S. along the Rio Grande in Texas, in southwestern New Mexico, and the southern half of Arizona (Henry and Gehlbach 1999). This is a Species of Conservation Concern in six BCRs (USFWS 2002). The PIF-based U.S. and Canada population estimate is 23,000. The estimate has a “guesstimate” accuracy rating and a “low” precision rating.

Burrowing Owl

In North America, the breeding range of the Burrowing Owl (*Athene cunicularia*), currently includes much of the western half of the U.S. and the extreme southern portions of the Canadian prairie provinces of Alberta and Saskatchewan, and parts of Florida. The

Burrowing Owl's habitat is grasslands and deserts, commonly in association with animals such as the black-tailed prairie dog (*Cynomys ludovicianus*) (Haug *et al.* 1993). Individuals of the more northern populations migrate south for the winter, heading to southern and central California, southern Arizona, New Mexico, Texas, and central and western Mexico. The Florida Burrowing Owl subspecies occurs locally throughout much of Florida, including the panhandle, and on islands such as the Bahamas, Cuba, and the island of Hispaniola.

U.S. Burrowing Owl populations have generally been in a slow decline since the late 1800s. A recent status assessment revealed that only Idaho was the only state with an increasing population. The most severe declines appear to be in mixed-grass and short-grass prairies from Texas north to Alberta and Saskatchewan and west to the Rocky Mountains. In Florida the population is expanding (Millsap 1996). Populations in the Great Basin area and parts of southern California, Arizona, New Mexico, and Colorado appear to be increasing or stable.

Breeding Bird Survey data suggest no change in number of burrowing owls observed overall ($P=0.48$). However, data for Canada show a 13.3% annual decline in the number of burrowing owls observed ($P=0.02$, Sauer *et al.* 2005).

The burrowing owl is a regional and national Species of Conservation Concern (USFWS 2002). The PIF-based U.S. and Canada population estimate for the species is 310,000, with a "poor" accuracy rating and a "high" precision rating.

Mottled Owl

The Mottled Owl (*Ciccaba virgata*) is an accidental species in Texas. We have no record of interest in this species for either falconry or raptor propagation, nor do we know of a North American population estimate for it.

Spotted Owl

The Spotted Owl (*Strix occidentalis*) is "one of the most-studied and best-known owls in the world. This degree of scientific attention is the result of this owl's association with late seral stage conifer forests of high commercial value" (Gutiérrez *et al.* 1995). The spotted owl is found across forests of far western North America and Mexico. It is fairly evenly distributed through the northern part of its range but has a more patchy distribution in southern California, the southwestern U.S., and Mexico (Gutiérrez *et al.* 1995).

There are three spotted owl subspecies. The Northern Spotted Owl (*S. o. caurina*), is found as far north as southwestern British Columbia, along the Cascade Mountains in Washington, Oregon, and into northern California, and through coastal ranges in northern California. Gutiérrez and Barrowclough (2005) provided a summary of the distribution of the Northern spotted Owl in California based on mitochondrial DNA analyses. The northern spotted owl was listed as threatened in 1990 (Federal Register 55:26114-26194).

The California spotted owl (*S. o. occidentalis*) is found in the southern Cascade Mountains, the northern Sierra Nevada Mountains, and the western Sierra Nevada and Tehachapi Mountains into Kern County, California. It also is found locally east of the crest of the Sierra Nevada mountains and in other, often separated locations in central and southern California (Gutiérrez *et al.* 1995). Gutiérrez and Barrowclough (2005) also updated information on the distribution of the California spotted Owl.

The Mexican spotted owl (*S. o. lucida*) is found from southern Utah and Colorado to mountains in western Texas, and in mountain ranges in Mexico. The Mexican spotted owl was listed as threatened in 1993 (Federal Register 58:14248-14271).

The spotted owl is a Species of Conservation Concern in two BCRs (USFWS 2002). The PIF-based U.S. and Canada population estimate for the species is 5,250, with a "moderate"

accuracy rating. Based on numbers reported by Gutiérrez *et al.* (1995), this number likely is conservative.

There can be no take of northern or Mexican spotted owls for falconry or raptor propagation without requisite endangered species permits. There has been no reported take for either purpose (USFWS data).

Barred Owl

The barred owl (*Strix varia*) is found in forested lands across much of North America. "It is typically found in older forests; "a resident of deep forests, including swamps, riparian, and upland habitats" (Mazur and James 2000, Priestly 2005). This species has expanded its range into the Pacific Northwest in recent decades.

The PIF-based U.S. and Canada population estimate for the barred owl is 280,000, with a "fair" accuracy rating and a "very high" precision rating. The data from Breeding Bird Surveys show a 2.0% per year annual increase in the number of barred owls observed ($P < 0.01$, Sauer *et al.* 2005).

Great Gray Owl

This species (*Strix nebulosa*) is found primarily in boreal forests, but is found in mountainous coniferous forests in the western U.S. (Bull and Duncan 1993). The PIF-based U.S. and Canada population estimate for the great gray owl is 16,000, with a "poor" accuracy rating and a "good" precision rating.

Long-eared Owl

Asio otus, the long-eared owl is a species of "open and sparsely forested habitats across North America and Eurasia" (Marks *et al.* 1994). Populations of this species appear stable, but in some areas may have declined due to agricultural practices and reforestation.

The long-eared owl is a Species of Conservation Concern in the Prairie Hardwood Transition BCR (USFWS 2002). The PIF-based U.S. and Canada population estimate for the species is 18,000, with a "guesstimate" accuracy rating and a "good" precision rating.

Stygian Owl

This species, *Asio stygius*, is an accidental species in Texas. We have no North American population estimate for this species, nor do we have a record of interest in this species for falconry or for raptor propagation.

Short-eared Owl

The short-eared owl (*Asio flammeus*) is one of the most widely distributed owls, and "inhabits marshes, grasslands, and tundra throughout much of North America" (Wiggins *et al.* 2006). Population data on this species are limited. The short-eared owl is both a regional and national Species of Conservation Concern (USFWS 2002). The PIF-based U.S. and Canada population estimate for the short-eared owl is 348,000, with a "poor" accuracy rating and a "very high" precision rating. Breeding Bird Survey data show a 4.8% per year decline in observations of short-eared owls ($P = 0.01$). In Canada, the decline has been 9.0% per year ($P = 0.05$, Sauer *et al.* 2005).

Boreal Owl

The boreal owl (*Aegolius funereus*) inhabits boreal and subalpine forests across much of Canada in down into the southern Rocky Mountains in the western U.S. Hayward and Hayward (1993) stated that "concern exists for its populations in some areas, especially isolated montane populations south of continuous boreal forest."

The PIF-based U.S. and Canada population estimate for the boreal owl is 300,000. This estimate has a "poor" accuracy rating.

Northern Saw-whet Owl

The northern saw-whet owl (*Aegolius acadicus*) is found only in North America. It is "one of the commonest owls in forested habitats across southern Canada and the northern U.S." (Cannings 1993). It is a Species of Conservation Concern in the Appalachian Mountains BCR (USFWS 2002).

The PIF-based U.S. and Canada population estimate for the northern saw-whet owl is 960,000, with a "poor" accuracy rating. Cannings (1993) said that a conservative estimate of the population would be between 100,000 and 300,000 individuals.

ALTERNATIVES

As noted earlier, for peregrine falcons this assessment considers only take of nestling American peregrine falcons in 12 western states, as was analyzed under a 2004 Environmental Assessment (USFWS 2004). We have chosen to evaluate take of first-year migrant peregrine falcons in a separate Environmental Assessment. Take of migrant peregrines is not allowed until that assessment is complete.

Alternatives under this Environmental Assessment fall into two broad categories: effects on wild populations, and administrative issues. We considered combinations of these two issues.

ALTERNATIVE 1

No action. Take limits for falconry would not be established. Neither the dual federal/state permitting system for falconry nor the permitting system for raptor propagation would be changed. This is the no-action alternative.

ALTERNATIVE 2

Establish national take levels of concern for take of raptor species, based on the published data for, and biology of, each species; no change in falconry or captive propagation permitting. Under this alternative, we would base allowed take on published data and evaluations of the effect of take of falconry and raptor propagation. Harvest of juvenile raptors from the wild would be limited to levels that would not harm wild populations. Neither the dual federal/state permitting system for falconry nor the permitting system for raptor propagation would be changed. The take levels of concern are not quotas; they are national take levels that would cause us to reconsider the effects of take of raptors for falconry and captive propagation. This alternative would not impose any additional restrictions on take by any state, tribe, or territory, except for the Peregrine falcon during the years of post-delisting monitoring - if take is allowed after completion of an Environmental Assessment or Environmental Impact Statement on that issue.

We would evaluate take under this alternative at the national scale. We would not allocate take at any finer scale. We would not ask the states to do so, nor would we require that they set quotas on take of raptors. However, should our evaluation of the data available for any species show that take has reached the level of concern indicating that take of the species should be limited, we would work with the states and flyways to determine the best way to limit take of that species.

ALTERNATIVE 3

Establish national take levels of concern for take of raptor species based on the published data for, and biology of, each species; eliminate federal permitting for falconry by delegating such authority to the states within the boundaries of a clear federal framework; no change in

the captive propagation regulations that would impact take of raptors from the wild. This is the preferred alternative. We would base allowed take on published data and evaluations of the effect of take for falconry and raptor propagation. Harvest of juvenile raptors would be limited to levels that would not harm wild populations. The current permitting for raptor propagation would be maintained. The take levels of concern are not quotas; they are national take levels that would bring us to reconsider the effects of take of raptors for falconry and captive propagation. This alternative would not impose any additional restrictions on take by any state, tribe, or territory, except for the Peregrine falcon during the years of post-delisting monitoring - if take is allowed after completion of an Environmental Assessment or Environmental Impact Statement on that issue.

We would evaluate take under this alternative at the national scale. We would not allocate take at any finer scale. We would not ask the states to do so, nor do we require that they set quotas on take of raptors. However, should our evaluation of the data available for any species show that take has reached the level of concern indicating that take of the species should be limited, we would work with the states and flyways to determine the best way to limit take of that species.

ENVIRONMENTAL CONSEQUENCES OF THE ALTERNATIVES

ALTERNATIVE 1

Take limits for falconry would not be established. Neither the dual federal/state permitting system for falconry nor the permitting system for raptor propagation would be changed.

This alternative would have no environmental effect. In the 1988 EA on take of raptors for falconry and raptor propagation (Tautin 1988), we determined that the two-per-year limit on take of wild raptors for most falconers would have essentially no effect on wild raptor populations, and this has been the limiting factor in take for falconry in particular. This alternative would not change the allowed take for falconry or the federal/state permitting for falconry, nor would it change the administrative burden for the federal government or the states.

ALTERNATIVE 2

Establish national take levels of concern for take of raptor species based on the published data for, and biology of, each species; no change in falconry or captive propagation permitting. Under this alternative, we would base allowed take on published data and evaluations of the effect of national take of falconry and raptor propagation. Harvest of raptors would be limited to levels that would not harm wild populations. Neither the dual federal/state permitting system for falconry nor the permitting system for raptor propagation would be changed, so this alternative would not mean a change in federal/state permitting for falconry or a change in the administrative burden for the federal government or the states. This alternative requires an assessment of the likely effects of take, which follows. The following discussion of this alternative is based on Millsap and Allen (2006).

For the purposes of this discussion, harvest rate is the difference between annual survival of the harvested age-class without harvest and with harvest; in the case of eyas (nestling) and passage (first-year migrant) age classes, this equals the proportion of the annual cohort of young harvested by falconers. The maximum sustainable harvest rate is the greatest harvest rate that does not produce a decline in the number of breeding adults. The point of transition from sustainable take to take that could lead to reduction in the number of breeding pairs is the equilibrium harvest rate. Demographic parameters of interest are productivity (the mean

number of young fledged per occupied nest site) and the juvenile, subadult (older than 1 year, but not old enough to typically be breeding), and adult annual survival rates (proportions alive at fledging time each year).

Evaluating the effects of take of wild raptors is not straightforward. Counts of raptor populations can be misleading, and frequently substantially underestimate actual population size. This is because for most stable raptor populations, the subadult and non-breeding adult components of the population may be much larger than the breeding population. This situation arises because nest sites are typically limiting in healthy populations, and only a proportion of adults can breed in any year. Non-breeding floaters (adults awaiting opportunities to occupy nest sites and breed) and subadults are not commonly counted through traditional surveys that focus on counts of nesting pairs and estimates of annual productivity. The presence of floaters in a population also has biological consequences. For example, competition between established breeders and floaters, both for nest sites and food, can reduce nesting success and perhaps survival. Cliff-nesting species such as golden eagles (in some habitats), prairie falcons, and peregrine falcons may be limited because suitable cliffs with nesting ledges or cavities in good nesting habitat can be rare. However, for other species, intrinsic factors such as territoriality impose similar upper limits on the numbers of pairs that can breed in a given environment.

METHODS

To assess how falconry harvest likely affects raptor populations under the complex demographic scenario outlined above, we used a deterministic matrix model that limited the number of adults that could breed annually to the number of available suitable nesting sites (Hunt 2003). The algebraic formulas used to compute equilibrium stage structure were given in Hunt (1998). Our modeling assumed there were 1,000 suitable breeding sites of equal quality, so 2,000 adults were allowed to breed and were assumed to fledge young at the rate of the population mean each year. We used the model to estimate population size and structure at population equilibrium (Hunt 1998). We simulated the effects of falconry harvest by increasing first-year mortality in 1% increments.

We assessed actual harvest rates by estimating the proportion of the year-1 cohort removed from the wild by falconers from 2003 through 2005 using the harvest numbers in Table 1 and the population estimates from the "Affected Environment" section above. We modeled the effects of falconry harvest at different rates on closed raptor populations, each with 1,000 suitable breeding sites (i.e., only 2,000 adults were allowed to breed each year). We ran the models for 100 years using point estimates of mean values for productivity and juvenile, subadult (for species with delayed maturation) and adult survival from the peer-reviewed literature for eight species of raptors. We used the best demographic data available for our models, and gave preference to findings from long-term mark-recapture or radio-tracking studies. Such studies yield less biased estimates of juvenile survival rates than simple band recovery or mark-recapture analyses because they provide data on emigration of marked birds (Kenward *et al.* 2000). For species lacking intensive long-term demographic studies that determined emigration rates, we used the mid-points of ranges for estimates of demographic parameters reported in the applicable Birds of North America accounts.

We selected the following species for analyses because they are harvested regularly by U.S. falconers or they are biologically similar to U.S. species taken for falconry, but have better-documented demographic information available in the literature.

- The Eurasian sparrowhawk (*Accipiter nisus*) is biologically similar to the Cooper's hawk and sharp-shinned hawk. We used data from a marked population in Southern Scotland from 1971-1984 (Newton 1986).
- A radio-tagged and color-marked population of northern goshawks from the Baltic island of Gotland, Sweden, using demographic data from 1980-1987 (Kenward *et al.* 1999).
- The Harris's hawk, using demographic data from Bednarz (1995).
- The red-tailed hawk, using demographic data in Preston and Beane (1993).
- The golden eagle, using age-specific survival rate estimates from a long-term radio-tracking study in California by Hunt (2002), and composite productivity values from Kochert *et al.* (2002).
- The American kestrel using demographic data in Smallwood and Bird (2002).
- The peregrine falcon, using demographic data from a color-marked population in Colorado, USA, collected from 1973-2001 (Craig *et al.* 2004).
- The prairie falcon, using summarized demographic data in Steenhof (1998).

Our model is an oversimplification of what we would expect to see in nature because we fixed parameters that would likely shift to buffer declines. For example, as populations decline in size, one would expect to see both a decrease in age at first breeding and an increase in mean productivity as nest sites of lesser quality became unoccupied and interference competition relaxed (Ferrer and Donazar 1996, Newton and Mearns 1988). Our model also did not account for demographic or environmental stochasticity, nor did we account for potential lowered reproductive success of first-time breeders (Newton 1979), both factors that could affect population structure and growth rates. Despite these simplifications, we believe the models are sufficient to illustrate the basic impacts of harvest on wild raptor populations.

In our initial model runs, we incorporated harvest effects by decreasing first-year survival rates in 0.01 unit increments, which would be the case if all harvest was of passage raptors (nestling survival is not evaluated in telemetry studies). For comparison purposes, we also simulated an eyas-only and adult-only harvest of peregrine falcons by decreasing productivity values, and by increasing adult mortality values, by 0.01 unit increments, respectively. Response variables of interest at population equilibrium after 100 years of harvest at the specified rates included resultant numbers of breeders, juveniles, subadults, and floating adults, lambda (the annual rate of population change if all breeding-age adults are able to breed and produce young at the rate of the population mean); and the ratio of nonbreeding adults to breeding adults. Changes in lambda are a useful gauge of the impacts of harvest in a population where growth is possible, which is applicable to peregrine falcons in the contiguous U.S. The floater-to-breeder ratio (Hunt 1998) is the more useful metric at population equilibrium when all breeding sites are occupied.

We also developed Maximum Sustained Yield (MSY) curves with harvest rate as the variable of interest for golden eagles, peregrine falcons, and American kestrels. These three species represent the range of harvest potential based on the available data.

To estimate actual harvest rates, we divided the number of individuals of each species harvested by the estimated size of the juvenile population of each species. We used the average of the number of individuals of each species harvested from 2003 through 2005 as the numerator. We estimated the denominator by multiplying the overall population estimate for each species by an estimate of the proportion of the population that was less than 1 year old (and therefore subject to harvest). We based our estimate of the proportional size of the less than 1 year-old age class on the species-specific population structure from our models at

the 0% harvest rate at population equilibrium. For species for which we lacked data to develop specific models, we used the model output for the species with the most similar life history characteristics. Estimates for sharp-shinned hawks and Cooper’s hawks are from the model for the Eurasian sparrowhawk; estimates for the red-shouldered hawk, ferruginous hawk, great horned owl, and snowy owl are from the model for the red-tailed hawk; and the estimates for the merlin and Eastern screech-owl are from the model for the American kestrel (Table 2).

Species	Canada-U.S. Population	Proportion of Juveniles ¹	Number of Juveniles	Percent in U.S. ²
Falconiformes				
Cooper’s Hawk	276,450	0.50	138,225	60
Northern Goshawk	120,050	0.30	36,015	25
Sharp-Shinned Hawk	291,500	0.50	145,750	35
Harris’s Hawk	19,500	0.25	4,875	100
Ferruginous Hawk	11,500	0.30	3,450	80
Red-Shouldered Hawk	410,850	0.30	123,255	95
Red-tailed Hawk	979,000	0.30	293,700	50
American Kestrel	2,175,000	0.60	1,305,000	45
Merlin	325,000	0.60	195,000	15
Peregrine Falcon	10,000 ³	0.30	3,000	25 ⁴
Gyrfalcon	27,500	0.30	8,250	NA ⁵
Prairie Falcon	17,280	0.50	8,640	95
Strigiformes				
Eastern Screech-Owl	369,600	0.60	221,760	99
Western Screech-Owl	270,100	0.60	162,060	85
Great Horned Owl	1,139,500	0.30	341,850	55
Snowy Owl	72,500	0.30	21,750	NA ⁴

¹ The percent juveniles were estimated from observed population structure in species-specific population models at equilibrium. See text and Figure 1.

² Estimated from the applicable Birds of North America account.

³ Estimate for twelve western states in which take of nestling peregrine falcons is allowed, based on the results of population modeling.

⁴ Based on the entire North American population. The population numbers in the text and the allowed take used the numbers for the western U.S. population of *Falco peregrinus anatum*.

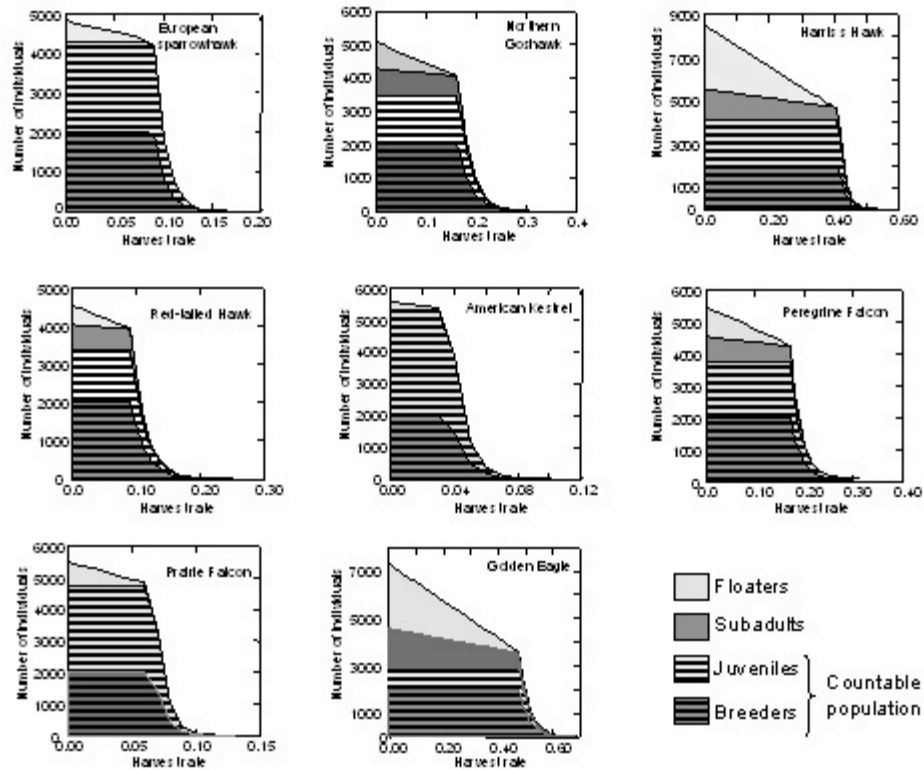
⁵ Not applicable. For this Arctic species the North American population value is appropriate.

RESULTS

The modeling indicates that the sustainable falconry harvest varies among species depending on the quality of demographic data available. Survival data from radio or satellite telemetry generally show higher values than those from band return or other mark-recapture methods, and these values have a great effect on the modeling.

Models of take of passage birds of raptor species at population equilibrium showed that at harvest rates below equilibrium levels, effects of harvest were primarily restricted to the subadult and floating adult components of populations (Figure 1). At higher harvest rates, floaters were absent because all adults were able to acquire breeding sites.

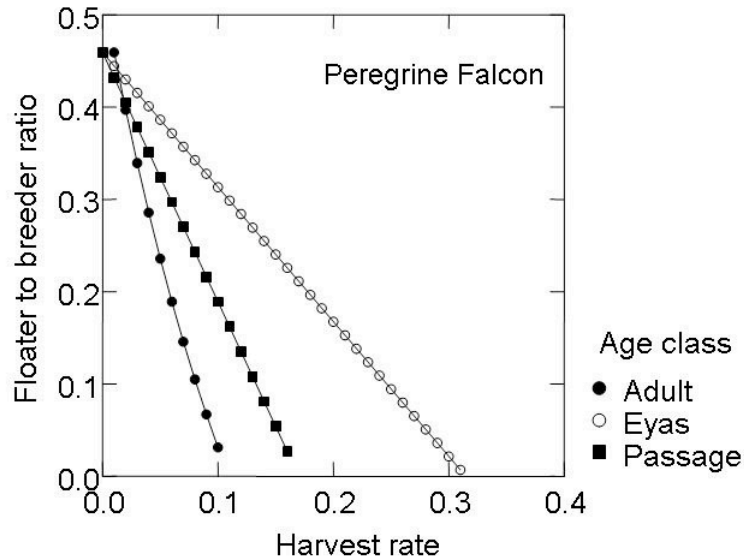
Figure 1. Estimated population structure of eight raptor species at various passage harvest rates (percent of juvenile cohort taken by falconers). The component of the population that can be accounted for through nest-site monitoring is cross-hatched. For all species, effects of harvest on populations below the maximum sustainable harvest rate are primarily in population segments that are not associated with nest sites. From Millsap and Allen (2006).



At the highest levels of harvest, substantial declines in numbers of breeding adults, as well as in overall population size, were predicted. The declines were related to the degree to which harvest exceeded the availability of birds at the population equilibrium. The sustainable harvest rates differed considerably, depending on the survival estimates for the species, but were greatest for a harvest of eyases and lowest for a harvest of adults. For example, for peregrine falcons, the impacts of harvest are proportional to the age of the cohort harvested, with nestling harvest having the least impact (Figure 2).

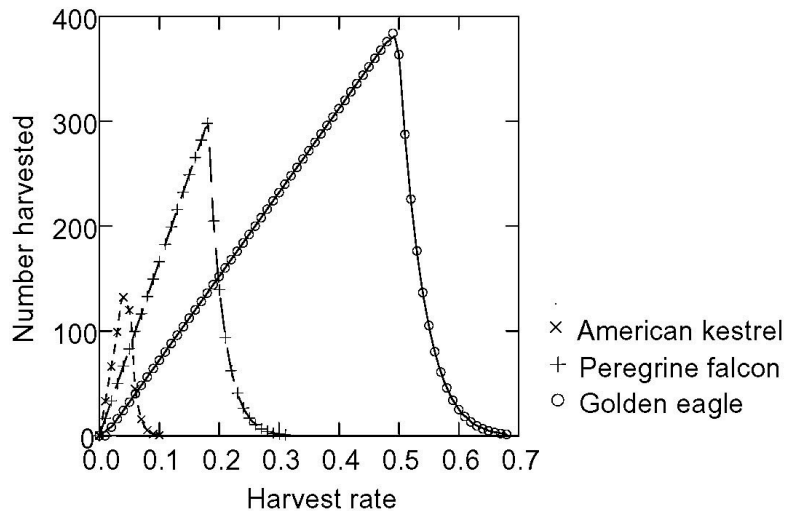
Maximum sustainable passage harvest rates for species with the demographic characteristics we evaluated ranged from 3% to 6% for species with limited demographic data available, compared to 9% to 41% for species with recent radio- or satellite-telemetry-based population data (Millsap and Allen, 2006). This is consistent with findings of many previous studies that show that raptor populations are most sensitive to changes in adult mortality (Newton 1979). Changes in raptor populations in response to sustainable harvest are largely restricted to the subadult and floating adult components of the populations, neither of which can be readily monitored by traditional methods of counting breeding adults and young at nest sites. Overharvest would initially produce a decrease in the number of floating adults, which would likely increase the number of younger breeders at nests (Newton 1979, Ferrer et

Figure 2. Change in floater-to-breeder ratio in peregrine falcons with increasing harvest rate in a hypothetical peregrine falcon population at population equilibrium, using demographic data in Table 2. Under these values, the maximum sustainable harvest rate is 3 times greater for an eyas-only harvest compared to a harvest of adults. From Millsap and Allen (2006).



al. 2003), with an eventual decrease in nest site occupancy. For peregrine falcons, the models confirm that the impacts of harvest are proportional to the age of the cohort harvested, with nestling harvest having the least impact (Figure 3). We suspect a similar relationship exists for other species.

Figure 3. Harvest equilibrium curves for three species of raptors representing the range of harvest potential observed. Modeled harvest is of passage individuals, and models use the demographic data for each species from Table 1. From Millsap and Allen (2006).



Previous attempts to estimate sustainable harvest rates for raptor populations have examined empirical data on rates of recovery of depleted populations, sustainability of populations under persecution (Kenward 1997) or, in one case, population responses to experimental harvest (Conway *et al.* 1995). The conclusions of those studies confirm our modeling - many raptor populations can sustain eyas or passage harvest rates of 10% to 20%, and sometimes higher.

The analyses assume that raptor harvest constitutes an irrevocable additive mortality effect on effect on populations, which is conservative for two reasons. As noted earlier, some raptors taken from the wild by falconers are returned to the wild. Mullenix and Millsap (1998) reported that about 40% of falconer-harvested red-tailed hawks and American kestrels are intentionally or accidentally returned to the wild each year. Survival rates and fitness of these birds are unknown, but some almost certainly survive and return successfully to the wild population. For example, in Great Britain, the northern goshawk was reestablished as a breeding species from escaped falconry stock (Kenward *et al.* 1981). Second, Conway *et al.* (1995) found that nestling prairie falcons left in aeries from which siblings were harvested had higher survival and breeding recruitment than did nestlings from aeries from which no young were taken. This suggests that for eyas harvest, in at least some species there may be a compensatory effect of harvest on nestling survival.

Though take has been very limited (Table 3), we believe that regulation of take of wild raptors for falconry and propagation should differentiate between species for which sound radio or satellite telemetry-based survival estimates are available and those for which such data are lacking. The modeling also indicates that harvest rates should be conservative, given the impracticality of monitoring the effects of harvest on raptor populations. Finally, limiting take to eyas and passage raptors, as is done for most species, reduces effects of harvest on populations.

Millsap and Allen (2006) suggested that the sustainability of falconry harvest varies among raptor species in accordance with variations in vital rates - productivity and survival. We believe that the comparatively low relative harvest potential values for the Eurasian sparrowhawk, red-tailed hawk, American kestrel, and the prairie falcon were due largely to the underestimation of vital rates for these species, because survival rates for them were derived from banding or marking studies that did not include unbiased correction for emigration. In contrast, vital rate estimates for goshawks, golden eagles, and to a lesser degree, peregrine falcons, were based on radio-tracking or marking studies that allowed for estimation and correction for emigration rates. Kenward *et al.* (2000) showed that banding and marking may greatly underestimate survival in raptors compared to findings from radio-tagging studies.

APPLICATION TO THIS ALTERNATIVE

Under this alternative, take of raptor species for falconry and for raptor propagation together would be limited. Take under this alternative would be limited to a maximum of 5% of annual production, or 50% of MSY, whichever is smaller for species with sufficient demographic data. However, the take would be limited to 1% for species without adequate demographic data to estimate MSY, as suggested by Allen and Millsap (2006). This conservative level of take will satisfy current levels of demand (Table 3).

There are sufficient quality survival data available for the northern goshawk, the Harris's hawk, the peregrine falcon, and the golden eagle to allow take of 5% of the estimated production of young each year. However, this assessment does not apply to take of nestling peregrines in any state partly or wholly east of 100° West longitude, nor does it apply to take

Table 3. Harvest Data and Maximum Take of Species Taken for Falconry.							
Species	Number of Juveniles	Percent in U.S.	Young Available for Harvest	Maximum Sustained Yield	Maximum Percent Take Level	Recommended Take Level	Average Taken (Percent of Allowed Take) 2003-2005
Falconiformes							
Cooper's Hawk	138,225	60	82,935	0.06	3	2,488	73 (2.93)
Northern Goshawk	36,015	25	9,004	0.16	5	450	53 (11.78)
Sharp-Shinned Hawk	145,750	35	51,013	0.06	3	1,530	16 (1.05)
Harris's Hawk	4,875	100	4,875	0.41	5	243	42 (17.28)
Ferruginous Hawk	3,450	80	2,760	0.01 ²	1	27	6 (22.22)
Red-Shouldered Hawk	123,255	95	117,092	0.01 ²	1	1,170	3 (0.26)
Red-tailed Hawk	293,700	50	146,850	0.09	4.5	6,608	594 (8.99)
American Kestrel	1,305,000	45	587,250	0.03	1.5	5,872	115 (1.96)
Merlin	195,000	15	29,250	0.01 ²	1	292	56 (19.18)
Peregrine Falcon ¹	3,000	25 ⁴	3,000	0.16	5	150	11 (7.33)
Gyr Falcon	8,250	NA ⁵	8,250	0.01 ²	1	82	13 (15.85)
Prairie Falcon	8,640	95	8,208	0.06	3	246	46 (18.70)
Strigiformes							
Eastern Screech-Owl	221,760	99	219,542	0.01 ²	1	2,195	0.33 (0.02)
Western Screech-Owl	162,060	85	137,751	0.01 ²	1	1,377	1 (0.07)
Great Horned Owl	341,850	55	188,018	0.01 ²	1	1,880	6 (0.32)
Snowy Owl	21,750	NA ⁴	21,750	0.01 ²	1	217	1 (0.46)

¹ Estimate for twelve western states in which take of nestling peregrine falcons is allowed, based on the results of population modeling.

Take of wild peregrine falcons for falconry was only authorized in Alaska prior to 2004.

² Insufficient survival data available, see text.

of migrating peregrines outside Alaska. Take of peregrines in either circumstance will require an additional National Environmental Policy Act evaluation.

Under this alternative, take of all species would be monitored each year using reports of harvest provided by falconers, and evaluated against population size estimates report in Table 2 to ensure harvest rates remained below the national take levels of concern established in Table 3. Harvests for all raptor species in the U.S. were well below the thresholds in this alternative. The harvest in these years was limited only by the two-bird per falconer limit on raptors that could be removed from the wild each year and an overall maximum possession limit of three birds. With approximately 4,250 falconers in the U.S. (USFWS data) and a potential harvest of up to almost 8,500 raptors, harvest has been well within the thresholds under this alternative.

TAKE OF GOLDEN EAGLES

Under this alternative, allowed take of golden eagles would differ from take of all other falconry species. Take of birds for falconry is governed under the Migratory Bird Treaty Act, but the Bald and Golden Eagle Protection Act (16 U.S.C. 668-668d) allows for take of golden eagles only under very specific circumstances, and does not specify ages of eagles that may be taken from the wild for use in falconry. This alternative provides that a master falconer with sufficient experience may, if his or her state allows it, take a golden eagle from the wild only in a depredation area certified by the U.S. Fish and Wildlife Service, U.S.D.A. Wildlife Services or a state wildlife or animal damage control agency during the time the depredation area is in effect.

This would likely mean a very small take of golden eagles is allowed. Take for falconry has been a very small proportion of the level of take that Millsap and Allen (2006) suggested that the population could sustain. Suggested language for this take is as follows.

If you are authorized to possess golden eagles for use in falconry, you may capture an immature or subadult golden eagle in a depredation area certified by an appropriate agency during the time the depredation area is in effect. You may capture a nesting adult golden eagle in a depredation area if a biologist representing the agency responsible for declaring the depredation area has determined that the eagle is preying on livestock. You also may take a nestling from the nest of an adult known to be preying on livestock.

REEVALUATION OF POPULATION DATA

Given the conservative nature of the abundance estimates, and considering that most raptor populations tend to be fairly stable from year-to-year (Newton 1979), the approximate annual harvest rate estimates derived from known annual harvest divided by the estimated number of juveniles in Table 1 will identify species for which harvest might be approaching the thresholds identified above. Juvenile population size estimates for species with declining BBS trends would be recalculated every 3 years, and those for other species would be revised every 6 years, as suggested by Millsap and Allen (2006). The allowable level of harvest would be recalculated based on these revised population estimates. Should our evaluation of the data available for any species show that take has reached the level of concern indicating that take of the species should be limited, we would work with the states and flyways to determine the best way to limit take of that species.

CONCLUSION

We conclude that under this alternative, it is not necessary to enact restrictions on falconry harvest beyond those in place unless harvest rates approach the target levels specified above for any species. This can be monitored by compiling actual harvest reports and comparing results to population estimates for each species on a range-wide scale in North America. Because take for falconry and captive propagation under this alternative is currently below the levels at which significant negative effects on any raptor population would occur, any environmental effects of selecting this alternative would be minimal.

Our assessment indicates take of wild raptors for falconry is very unlikely to have a significant impact on wild raptor populations in the U.S. Because of the limited participation in falconry, and because nearly half of all raptors used in the sport are produced through captive breeding and not taken from the wild (Peyton *et al.* 1995), we believe impacts are unlikely to increase. Only if the potential for impacts increases, either through substantial growth in the number of licensed falconers or an increase in harvest rates for a particular species, would additional safeguards such as further limitations on take be necessary.

ALTERNATIVE 3

Establish national take levels of concern for take of raptor species based on the published data for, and biology of, each species; eliminate federal permitting for falconry, and do not change the captive propagation regulations that would impact take of raptors from the wild. Harvest of raptors would be limited to levels that would not harm wild populations. The authority for falconry permitting would rest with the states, subject to the requirements of the federal falconry regulations. The current permitting for raptor propagation would be maintained.

The biological effects of this alternative and the management and review of take would be the same as those for alternative 2. Falconry and captive propagation take would continue to have no significant impact on wild populations.

Under this alternative, the federal falconry permit would be eliminated. In the U.S., 49 of 50 states have enacted falconry regulations. We do not expect the state of Hawaii to establish regulations for the practice of falconry. Because not all states have captive propagation regulations in effect, the federal permit for this activity would continue to be required.

The Service would retain responsibility for stewardship of raptors listed under 50 CFR Part 10, even though we would authorize states to take over the administration of falconry permits. The Service would monitor management of state falconry programs and each State, Tribe, or Territory that permits falconry would maintain a database, which would be compatible with the database that we maintain for our purposes. New additions to the database would be forwarded to us monthly. This state, tribal, or territorial database would enable enforcement of the regulations and would maintain the following information:

- (1) The current address of each person with a falconry permit;
- (2) The classification of each person with a falconry permit - apprentice falconer, general falconer, or master falconer;
- (3) The address of the falconry facilities of each person with a falconry permit;
- (4) Whether each permittee is authorized to possess a golden eagle; and
- (5) Information on the status of each person's permit: whether it is active, suspended, or revoked.

We would retain the authority to review the falconry permitting, facilities inspections, and records of any State, or Tribe, or Territory that allows falconry. We may choose to review a

State's falconry permitting for reasons such as, but not limited to, complaints from the public or law enforcement actions that suggest the need for a review; we also may suspend a State's, Tribe's, or Territory's certification. If, after reviewing the falconry permitting, we determine that the regulating entity has not issued permits or maintained records in accordance with the regulations, we would notify the State, Tribe, or Territory and work with it to correct permitting problems. The State, Tribe, or Territory would have to ensure that its inspections require that falconers' facilities meet the standards in the regulations, that permits are issued promptly, and that both applications and permits are complete and accurate.

Our oversight of take of raptors would continue under this alternative through the implementation of electronic reporting on take of raptors from the wild that would allow assessment of take of all raptor species for use in falconry. If this alternative were selected, we would be able to assess take at the regional or state level. We would track the number and location of each raptor species taken, and would evaluate the effects of take for falconry on raptor populations. We expect that the electronic reporting would facilitate summarizing and analyzing the effects of take of raptors for use in falconry.

We do not believe that elimination of the federal falconry permit would alter the workload of the state wildlife agencies significantly. All states that allow falconry have some form of state falconry permitting in place. Under the proposed regulations, each state or tribe that permits falconry would be required to maintain information in a database that would enable enforcement of reporting requirements and facilitate accessibility of falconers' records across state boundaries. To aid states and tribes in compliance with this section, we would develop and maintain a national database that states can access and use to manage and report this information. States may use their own databases, but in these cases they would be required to submit electronic reports monthly that are compatible with, and can be uploaded into, the database that we would maintain.

Conversely, if this alternative were selected, sending state-issued permits to federal migratory bird permits offices for endorsement or for a corresponding federal permit would no longer be required. This should save time and work for the states.

With one exception, under this alternative Service law enforcement officers would maintain all enforcement authority they currently have. If the federal falconry regulations are revised to eliminate the federal permit for falconry, Service law enforcement officers would no longer have federal authority to conduct falconry inspections. However, they would retain the ability to accompany state officers on inspections. Further, if a Special Agent is also an authorized state officer, he or she will be able to conduct falconry facilities inspections. In any case, Special Agents will still be able to check falconers in the field.

CUMULATIVE IMPACTS

There are no additional environmental impacts under Alternative 1 because it would not change the current allowed take for falconry and raptor propagation in any way. We see no negative cumulative impacts due to selection of alternative 2 or alternative 3. Though habitat loss, contaminants, and other problems were cited as possible causes for concern for a number of the species considered in this DEA (see references in the Literature Cited), the cumulative impact of allowing take of raptors under alternatives 2 or 3 is still negligible. As noted in Millsap and Allen (2006), the take of raptors for falconry and raptor propagation will have no discernible effect on nesting populations. The levels of concern for take of raptor species from the wild under alternatives 2 and 3 might someday limit take further than do the current regulations. Therefore, the impacts of these changes could only be positive.

NATIONAL ENVIRONMENTAL POLICY ACT COMPLIANCE

We reviewed this proposed action to determine whether it met any of the general criteria for preparation of an Environmental Impact Statement. We concluded that under the guidance in the Fish and Wildlife Service Manual (550 FW3) and the Council on Environmental Quality regulations (40 CFR Part 1501), falconry and raptor propagation permitting do not warrant preparation of an EIS. In particular, based on analyses of the effects of take based on demographic data, we do not believe that falconry or propagation take should generate significant controversy over their very minimal environmental effects. Further, because falconry and raptor propagation have continued at a similar level for decades with negligible impacts on populations of raptors, the proposal is not a precedent-setting action with wide-reaching implications.

We believe that the analyses have shown that the effects of take for falconry and for raptor propagation as well as the proposed update and reorganization of the falconry and raptor propagation regulations will have very minor effects on raptor populations. Therefore, the proposed changes do not comprise a major federal action, and preparation of an Environmental Impact Statement for the regulations changes is not warranted.

TRANS-BOUNDARY EFFECTS OF THE ALTERNATIVES

Though many of the species covered under this DEA are highly migratory, the effects on nestling populations are not significant. Therefore, no alternative has any significant effect outside the U.S.

LITERATURE CITED

- American Ornithologists' Union. 1998. Checklist of North American birds: the species of birds of North America from the Arctic through Panama, including the West Indies and Hawaiian Islands. Seventh Edition. American Ornithologists' Union, Washington, D.C.
- American Ornithologists' Union. 2000. Forty-second supplement to the American Ornithologists' Union Check-list of North American Birds. *Auk* 117:847-858.
- Banks, R. C., C. Cicero, J. L. Dunn, A. W. Kratter, H. Ouellet, P.C. Rasmussen, J. V. Remsen, Jr., J. A. Rising, and D. F. Stotz. 2000. Forty-Second Supplement to the American Ornithologists' Union checklist of North American Birds. *Auk* 117:847-858.
- Banks, R. C., J. W. Fitzpatrick, T. R. Howell, N. K. Johnson, B.L. Monroe, Jr., H. Ouellet, J. V. Remsen, Jr., and R. W. Storer. 1997. Forty-first supplement to the American Ornithologists' Union Check-List of North American Birds. *Auk* 114:542-552.
- Banks, R. C., C. Cicero, J. L. Dunn, A. W. Kratter, P. C. Rasmussen, J. V. Remsen, Jr., J. D. Rising, and D. F. Stotz. 2003. Forty-fourth supplement to the American Ornithologists' Union *Check-list of North American Birds*. *Auk* 120:923-931.
- Bechard, M. J. and J. K. Schmutz. 1995. Ferruginous Hawk (*Buteo regalis*). Number 172 in A. Poole and F. Gill, editors, *The Birds of North America*. The Birds of North America, Inc., Philadelphia, Pennsylvania.
- Bechard, M. J. and T. R. Swem. 2002. Rough-legged Hawk (*Buteo lagopus*). Number 641 in A. Poole and G. Gill, editors, *The Birds of North America*. The Birds of North America, Inc., Philadelphia, Pennsylvania.
- Bednarz, J. C. 1995. Harris' Hawk (*Parabuteo unicinctus*). Number 146 in A. Poole and G. Gill, editors, *The Birds of North America*. The Birds of North America, Inc., Philadelphia, Pennsylvania.

- Bednarz, J. C., D. Klem, Jr., L. J. Goodrich, and S. E. Senner. 1990. Migration counts of raptors at Hawk Mountain, Pennsylvania, as indicators of population trends, 1934-1986. *Auk* 107:96-109.
- Bent, A. C. 1937. Life histories of North American birds of prey. Part 1. Smithsonian Institution U.S. National Museum Bulletin 167. Reprint by Dover Publications, Inc., New York.
- Bibles, B. D., R. L. Glinski, and R. R. Johnson. 2002. Gray Hawk (*Astruina nitida*). Number 652 in A. Poole and G. Gill, editors, *The Birds of North America*. The Birds of North America, Inc., Philadelphia, Pennsylvania.
- Bildstein, K. L. and K. Meyer. 2000. Sharp-shinned Hawk (*Accipiter striatus*). Number 482 in A. Poole and F. Gill, editors, *The Birds of North America*. The Birds of North America, Inc., Philadelphia, Pennsylvania.
- Braun, C.E., F. Hamerstrom, T. Ray and C.M. White. 1975. Conservation committee report on status of eagles. *Wilson Bulletin* 87: 140-143.
- Brown, L. and D. Amadon. 1968. *Eagles, Hawks, and Falcons of the World*. 2 volumes. McGraw-Hill, New York, New York.
- Bull, E. L. and J. R. Duncan. 1993. Great Gray Owl (*Strix nebulosa*). Number 41 in A. Poole and F. Gill, editors, *The Birds of North America*. The Birds of North America, Inc., Philadelphia, Pennsylvania.
- Cade, T. J. 1982. *The Falcons of the World*. Cornell University Press, Ithaca, New York.
- Cannings, R. J. 1993. Northern Saw-whet (*Aegolius acadicus*). Number 42 in A. Poole and F. Gill, editors, *The Birds of North America*. The Birds of North America, Inc., Philadelphia, Pennsylvania.
- Cannings, R. J. and T. Angell. 2001. Western Screech-Owl (*Otus kennicottii*). Number 597 in A. Poole and G. Gill, editors, *The Birds of North America*. The Birds of North America, Inc., Philadelphia, Pennsylvania.
- Clarkson, K. E. and L. P. Laniawe. 2000. Hawaiian Hawk (*Buteo solitarius*). Number 523 in A. Poole and G. Gill, editors, *The Birds of North America*. The Birds of North America, Inc., Philadelphia, Pennsylvania.
- Clum, N. J. and T. J. Cade. 1994. Gyrfalcon (*Falco rusticolus*). Number 114 in A. Poole and F. Gill, editors, *The Birds of North America*. The Birds of North America, Inc., Philadelphia, Pennsylvania.
- Conway, C., S. H. Anderson, D. E. Runde, and D. Abbate. 1995. Effects of experimental nestling harvest on prairie falcons. *Journal of Wildlife Management* 59:311-316.
- Craig, G. R., G. C. White, and J. H. Enderson. 2004. Survival, recruitment, and rate of population change of the peregrine falcon population in Colorado. *Journal of Wildlife Management* 68:1032-1038.
- Crocoll, S. T. 1994. Red-shouldered Hawk (*Buteo lineatus*). Number 107 in A. Poole and G. Gill, editors, *The Birds of North America*. The Birds of North America, Inc., Philadelphia, Pennsylvania.
- Curtis, O. E., R. N. Rosenfield, and J. Bielefeldt. 2006. Cooper's Hawk (*Accipiter cooperii*). Number 75 in A. Poole, editor, *The Birds of North America Online*. Ithaca, New York, Cornell Laboratory of Ornithology; http://bna.birds.cornell.edu/BNA/account/Coopers_Hawk/.
- Duncan, J. R. and P. A. Duncan. 1998. Northern Hawk Owl (*Surnia ulula*). Number 356 in A. Poole and G. Gill, editors, *The Birds of North America*. The Birds of North America, Inc., Philadelphia, Pennsylvania.

- Duncan, P. A. and W. C. Harris. 1997. Northern Hawk Owls (*Surnia ulula caparoch*) and forest management in North America: a review. *Journal of Raptor Research* 31:187-190.
- Dunk, J.R. 1995. White-tailed Kite (*Elanus leucurus*). Number 178 in A. Poole and G. Gill, editors, *The Birds of North America*. The Birds of North America, Inc., Philadelphia, Pennsylvania.
- England, A. S., M. J. Bechard, and C. S. Houston. 1997. Swainson's Hawk (*Buteo swainsoni*). Number 265 in A. Poole and G. Gill, editors, *The Birds of North America*. The Birds of North America, Inc., Philadelphia, Pennsylvania.
- Farquhar, C. C. 1992. White-tailed Hawk (*Buteo albicaudatus*). Number 30 in A. Poole, P. Stettenheim, and F. Gill, editors, *The Birds of North America*. The Birds of North America, Inc., Philadelphia, Pennsylvania.
- Ferrer, M. and J. A. Donazar. 1996. Density-dependent fecundity by habitat heterogeneity in an increasing population of Spanish imperial eagles. *Ecology* 77:69-74.
- Ferrer, M., V. Penteriani, J. Balbontín and M. Pandolfi. 2003. The proportion of immature breeders as a reliable early warning signal of population decline; Evidence from the Spanish imperial eagle in Doñana. *Biological Conservation* 114:463-466.
- Gehlbach, F. R. 1995. Eastern Screech-Owl (*Otus asio*). Number 165 in A. Poole and G. Gill, editors, *The Birds of North America*. The Birds of North America, Inc., Philadelphia, Pennsylvania.
- Gehlbach, F. R., and N. Y. Gehlbach. 2000. Whiskered Screech-Owl (*Otus trichopsis*). Number 507 in A. Poole and G. Gill, editors, *The Birds of North America*. The Birds of North America, Inc., Philadelphia, Pennsylvania.
- Good, R. E., R. M. Nielson, H. H. Sawyer, and L. L. McDonald. 2004. Population Level Survey of Golden Eagles (*Aquila chrysaetos*) in the Western U.S. *Western Ecosystems Technology, Inc.* Cheyenne, Wyoming.
- Goodrich, L. J., S. C. Crocoll, and S. E. Senner. 1996. Broad-winged Hawk (*Buteo platypterus*). Number 218 in A. Poole and G. Gill, editors, *The Birds of North America*. The Birds of North America, Inc., Philadelphia, Pennsylvania.
- Gutiérrez, R. J., A. B. Franklin, and W. S. Lahaye. 1995. Spotted Owl (*Strix occidentalis*). Number 179 in A. Poole, P. Stettenheim, and F. Gill, editors, *The Birds of North America*. The Birds of North America, Inc., Philadelphia, Pennsylvania.
- Gutiérrez, R. J., and G. F. Barrowclough. 2005. Redefining the Distributional Boundaries of the Northern and California Spotted Owls: Implications for Conservation. *Condor* 107:182-187.
- Haug, E. A., B. A. Millsap, and M. S. Martell. 1993. Burrowing Owl (*Speotyto cunicularia*). Number 61 in A. Poole and G. Gill, editors, *The Birds of North America*. The Birds of North America, Inc., Philadelphia, Pennsylvania.
- Hayward, G. D. and P. H. Hayward. 1993. Boreal Owl (*Aegolius funereus*). Number 63 in A. Poole and F. Gill, editors, *The Birds of North America*. The Birds of North America, Inc., Philadelphia, Pennsylvania.
- Henry, S. G. and F. R. Gelbach. 1999. Elf Owl (*Micrathene whitneyi*). Number 413 in A. Poole and F. Gill, editors, *The Birds of North America*. The Birds of North America, Inc., Philadelphia, Pennsylvania.
- Hoffman, S. W. and J. P. Smith. 2003. Population trends of migratory raptors in western North America, 1977-2001. *Condor* 105:397-419.

- Holt, D. W. and J. L. Petersen. 2000. Northern Pygmy -Owl (*Glaucidium gnoma*). Number 494 in A. Poole and F. Gill, editors, The Birds of North America. The Birds of North America, Inc., Philadelphia, Pennsylvania.
- Houston, C. S., D. G. Smith, and C. Rohner. 1998. Great Horned Owl (*Bubo virginianus*). Number 372 in A. Poole and G. Gill, editors, The Birds of North America. The Birds of North America, Inc., Philadelphia, Pennsylvania.
- Hunt, W. G. 1998. Raptor floaters at Moffat's equilibrium. *Oikos* 82:191-197.
- Hunt, W. G. 2002. Golden eagles in a perilous landscape: predicting the effects of mitigation for energy-related mortality. California Energy Commission Report P500-02-043F.
- Hunt, W. G. 2003. Moffat models for raptor populations. The Peregrine Fund, Boise, Idaho. www.peregrinefund.org.
- Johnsgard, P. A. 1990. Hawks, eagles and falcons of North America: biology and natural history. Smithsonian Institution Press, Washington, D.C.
- Johnson, R. R., R. L. Glinski, and S. W. Matteson. 2000. Zone-tailed Hawk (*Buteo albonotatus*). Number 529 in A. Poole and G. Gill, editors, The Birds of North America. The Birds of North America, Inc., Philadelphia, Pennsylvania.
- Keddy-Hector, D. P. 2000. Aplomado Falcon (*Falco femoralis*). Number 549 in A. Poole and G. Gill, editors, The Birds of North America. The Birds of North America, Inc., Philadelphia, Pennsylvania.
- Kennedy, P. L. 1997. The North Goshawk (*Accipiter gentilis atricapillus*): Is there evidence of a population decline? *Journal of Raptor Research* 31:95-106.
- Kenward, R. E., M. Marquiss, and I. Newton. 1981. What happens to goshawks trained for falconry? *Journal of Wildlife Management* 45:802-806.
- Kenward, R. E. 1997. Inferring sustainable yields for raptor populations. Abstract only. *Journal of Raptor Research* 31:295-296.
- Kenward, R. E., V. Marcstrom, and M. Karlbom. 1999. Demographic estimates from radio-tagging: models of age-specific survival and breeding in the goshawk. *Journal of Animal Ecology* 68:1020-1033.
- Kenward, R. E., S. S. Walls, K. H. Hodder, M. Pakkala, S. N. Freeman, and V. R. Simpson. 2000. The prevalence of non-breeders in raptor populations: evidence from rings, radio-tags and transect surveys. *Oikos* 91:271-279.
- Kiff, L. F. 1988. Commentary - Changes in the status of the peregrine in North America: an overview. Pages 123-139 in T. J. Cade, J. H. Enderson, C. G. Thelander, and C. M. White, editors, Peregrine falcon populations: their management and recovery. The Peregrine Fund, Inc., Boise, Idaho.
- Kirk, D. A. and C. Hyslop. 1998. Population status and recent trends in Canadian raptors: a review. *Biological Conservation* 83:91-118.
- Kochert, M. N., K. Steenhof, C. L. McIntyre, and E. H. Craig. 2002. Golden Eagle (*Aquila chrysaetos*). Number 684 in A. Poole and G. Gill, editors, The Birds of North America. The Birds of North America, Inc., Philadelphia, Pennsylvania.
- MacWhirter, R. B. and K. I. Bildstein. 1996. Northern Harrier (*Circus cyaneus*). Number 210 in A. Poole and G. Gill, editors, The Birds of North America. The Birds of North America, Inc., Philadelphia, Pennsylvania.
- Marks, J. S., D. L. Evans, and D. W. Holt. 1994. Long-eared Owl (*Asio otus*). Number 133 in A. Poole and F. Gill, editors, The Birds of North America. The Birds of North America, Inc., Philadelphia, Pennsylvania.

- Marti, C. D., A. F. Poole, and L. R. Bevier. 2005. Barn Owl (*Tyto alba*). Number 1 in A. Poole, editor, The Birds of North America Online. Ithaca, New York, Cornell Laboratory of Ornithology; http://bna.birds.cornell.edu/BNA/account/Barn_Owl/.
- Mazur, K. M. and P. C. James. 2000. Barred Owl (*Strix varia*). Number 508 in A. Poole and F. Gill, editors, The Birds of North America. The Birds of North America, Inc., Philadelphia, Pennsylvania.
- McCallum, D. A. 1994. Flammulated Owl (*Otus flammeolus*). Number 93 in A. Poole and G. Gill, editors, The Birds of North America. The Birds of North America, Inc., Philadelphia, Pennsylvania. Eds.).
- Meyer, K. D. 1995. Swallow-tailed Kite (*Elanoides forficatus*). Number 138 in A. Poole and G. Gill, editors, The Birds of North America. The Birds of North America, Inc., Philadelphia, Pennsylvania.
- Miller, K. E., and K. D. Meyer. 2002. Short-tailed Hawk (*Buteo brachyurus*). Number 674 in A. Poole and G. Gill, editors, The Birds of North America. The Birds of North America, Inc., Philadelphia, Pennsylvania.
- Millsap, B.A. 1996. Florida burrowing owl. Pages 579-587 in J.A. Rodgers, Jr., H. W. Kale II, and H. T. Smith, editors. Rare and endangered biota of Florida. Volume V. Birds. University Presses of Florida, Gainesville, Florida.
- Millsap, B. A. and G. T. Allen. 2006. Effects of Falconry Harvest on Wild Raptor Populations in the U.S.: Theoretical Considerations and Likely Consequences. Wildlife Society Bulletin 34:1392-1400.
- Monroe, B. L., Jr., R. C. Banks, J. W. Fitzpatrick, T. R. Howell, N. K. Johnson, H. Ouellet, J. V. Remsen, and R. W. Storer. 1993. Thirty-ninth supplement to the American Ornithologists' Union Check-List of North American Birds. Auk 110:675-682.
- Monroe, B. L., Jr., R. C. Banks, J. W. Fitzpatrick, T. R. Howell, N. K. Johnson, H. Ouellet, J. V. Remsen, and R. W. Storer. 1995. Fortieth supplement to the American Ornithologists' Union Check-List of North American Birds. Auk 112:819-830.
- Morrison, J. L. 1996. Crested Caracara (*Caracara plancus*). Number 249 in A. Poole and G. Gill, editors, The Birds of North America. The Birds of North America, Inc., Philadelphia, Pennsylvania.
- Mullenix, M. and B. A. Millsap. 1998. Should apprentice falconers be allowed to fly American kestrels? What the data say. American Falconry. September: 24-27.
- NatureServe. 2005. *Elanus leucurus*. NatureServe Explorer; NatureServe, Arlington Virginia. <http://www.natureserve.org/explorer>.
- Newton, I. 1979. Population ecology of raptors. Buteo Books, Vermillion, South Dakota.
- Newton, I. 1986. The sparrowhawk. T and A.D. Poyser, Calton, U.K.
- Newton, I., and R. Mearns. 1988. Population ecology of peregrines in South Scotland. Pages 651-665 in Peregrine falcon populations: their management and recovery. T. J. Cade, J. H. Enderson, C. G. Thelander, and C. M. White, editors. The Peregrine Fund, Inc., Boise, Idaho.
- Ogden, J.C. 1988. Short-tailed Hawk. Pages 34-47 in R. S. Palmer, editor, Handbook of North American birds. Volume 5: diurnal raptors. Part 2 Yale University Press, New Haven, Connecticut.
- Olendorff, R. R. 1993. Status, biology, and management of Ferruginous Hawks: a review. Raptor Research and Technical Assistant Center Special Report. U.S. Department of the Interior, Bureau of Land Management, Boise, Idaho.

- Palmer, R. S. 1988. Handbook of North American birds. Volume 5: diurnal raptors. Part 2. Yale University Press, New Haven, Connecticut.
- Parker, J. W. 1999. Mississippi Kite (*Ictinia mississippiensis*). Number 402 in A. Poole and G. Gill, editors, The Birds of North America. The Birds of North America, Inc., Philadelphia, Pennsylvania.
- Parmelee, David. 1992. Snowy Owl. In The Birds of North America. Number 10 in A. Poole, P. Stettenheim, and F. Gill, editors, The Birds of North America. The Birds of North America, Inc., Philadelphia, Pennsylvania.
- Peyton, R. B., J. Vorro, L. Grise, R. Tobin, and R. Eberhardt. 1995. A profile of falconers in the U.S.: Falconry practices, attitudes and conservation behaviors. Pages 181-192 in Transaction of the 60th North American Wildlife and Natural Resources Conference. Wildlife Management Institute, Washington, D. C.
- Poole, A. F., R. O. Bierregaard, and M. S. Martell. 2002. Osprey (*pandion haliaetus*). Number 683 in A. Poole and G. Gill, editors, The Birds of North America. The Birds of North America, Inc., Philadelphia, Pennsylvania.
- Preston, C. R. and R. D. Beane. 1993. Red-tailed Hawk (*Buteo jamaicensis*). Number 52 in A. Poole and G. Gill, editors, The Birds of North America. The Birds of North America, Inc., Philadelphia, Pennsylvania.
- Priestly, L. T. 2005. The Barred Owl, *Strix varia* in Alberta: Distribution and Status. Canadian Field Naturalist 118:215-224.
- Proudfoot, G. A. and R. R. Johnson. 2000. Ferruginous Pygmy-Owl (*Glaucidium brasilianum*). Number 498 in A. Poole and F. Gill, editors, The Birds of North America. The Birds of North America, Inc., Philadelphia, Pennsylvania.
- Rich, T. D., C. J. Beardmore, H. Berlanga, P. J. Blancher, M. S. W. Bradstreet, G. S. Butcher, D. W. Demarest, E. H. Dunn, W. C. Hunter, E. E. Iigo-Elias, J. A. Kennedy, A. M. Martell, A. O. Panjabi, D. N. Pashley, K. V. Rosenberg, C. M. Rustay, J. S. Wendt, and T. C. Will. 2004. Partners in Flight North American Landbird Conservation Plan. Cornell Laboratory of Ornithology, Ithaca, New York.
- Risebrough, R. W. and D. B. Peakall. 1988. Commentary - The relative importance of the several organochlorines in the decline of peregrine falcon populations. Pages 449-462 in T. J. Cade, J. H. Enderson, C. G. Thelander, and C. M. White, editors Peregrine falcon populations: their management and recovery. The Peregrine Fund, Inc., Boise, Idaho.
- Sauer, J. R., J. E. Hines, and J. Fallon. 2005. The North American Breeding Bird Survey, Results and Analysis 1966 - 2004. Version 2005.2. USGS Patuxent Wildlife Research Center, Laurel, Maryland. <http://www.mbr-pwrc.usgs.gov/bbs/bbs.html>.
- Schmutz, J. K., S. H. Brechtel, K. D. De Smet, D. G. Hjertaas, G. L. Holroyd, C. S. Houston, R. W. Nero. 1992. Recovery plan for the Ferruginous Hawk in Canada. Prepared for Recovery of Nationally Endangered Wildlife (RENEW), Ottawa. Cited by Bechard and Schmutz (1995).
- Schnell, J. H. 1994. Common Black-Hawk (*Buteogallus anthracinus*). Number 122 in A. Poole and G. Gill, editors, The Birds of North America. The Birds of North America, Inc., Philadelphia, Pennsylvania.
- Smallwood, J. A., and D. M. Bird. 2002. American kestrel (*Falco sparverius*). Number 602 in A. Poole and F. Gill, editors, The Birds of North America. The Birds of North America, Inc., Philadelphia, Pennsylvania.

- Squires, J. R. and R. T. Reynolds. 1997. Northern Goshawk (*Accipiter gentilis*). Number 298 in A. Poole and G. Gill, editors, *The Birds of North America*. The Birds of North America, Inc., Philadelphia, Pennsylvania.
- Steenhof, K. 1998. Prairie Falcon (*Falco mexicanus*). Number 346 in A. Poole and F. Gill, editors, *The Birds of North America*. The Birds of North America, Inc., Philadelphia, Pennsylvania.
- Sykes, P. W., Jr., J. A. Rodgers, Jr., and R. E. Bennetts. 1995. Snail Kite (*Rostrhamus sociabilis*). Number 171 in A. Poole and G. Gill, editors, *The Birds of North America*. The Birds of North America, Inc., Philadelphia, Pennsylvania.
- Tautin, J. 1988. Final Environmental Assessment - Falconry and Raptor Propagation Regulations. U.S. Fish and Wildlife Service, Washington, D.C.
- Thogmartin, W. E., F. P. Howe, F. C. James, D. H. Johnson, E. T. Reed, J. R. Sauer, F. R. Thompson III. 2006. A review of the population estimation approach of the North American Landbird Conservation Plan. *Auk* 123:892-904.
- U.S. Fish and Wildlife Service. 1992. Endangered and threatened wildlife and plants; notice of finding on petition to list the Ferruginous Hawk. *Federal Register* 57:37507-37513.
- U.S. Fish and Wildlife Service. 1997. Endangered and threatened wildlife and plants; determination of endangered status for the cactus ferruginous pygmy-owl in Arizona. *Federal Register* 62:10730-10747.
- U.S. Fish and Wildlife Service. 2002. Birds of Conservation Concern 2002. U.S. Department of the Interior, Fish and Wildlife Service, Division of Migratory Bird Management, Arlington, Virginia.
- U.S. Fish and Wildlife Service. 2004. Final revised environmental assessment: falconry take of nestling American peregrine falcons in the contiguous U.S. and Alaska. U.S. Fish and Wildlife Service, Washington, D.C.
- Warkentin, I. G., N. S. Sodhi, R. H. M. Espie, A. F. Poole, L.W. Oliphant, and P.C. James. 2005. Merlin (*Falco columbarius*). Number 44 in A. Poole, editor, *The Birds of North America Online*. Ithaca, New York, Cornell Laboratory of Ornithology; <http://bna.birds.cornell.edu/BNA/account/Merlin/>.
- White, C. M. 1994. Population trends and current status of selected western raptors. *Studies in Avian Biology* 15:161-172.
- White, C. M., N. J. Clum, T. J. Cade, and W. G. Hunt. 2002. Peregrine falcon (*Falco peregrinus*). Number 660 in A. Poole and G. Gill, editors, *The Birds of North America*. The Birds of North America, Inc., Philadelphia, Pennsylvania.
- Wiggins, D.A., D.W. Holt and S.M. Leasure. 2006. Short-eared Owl (*Asio flammeus*). Number 62 in A. Poole, editor, *The Birds of North America Online*. Ithaca: Cornell Laboratory of Ornithology; http://bna.birds.cornell.edu/BNA/account/Short-eared_Owl/.
- Yates, M. A., K. E. Riddle, and F. P. Ward. 1988. Recoveries of peregrine falcons migrating through the eastern and central U.S., 1955-1985. Pages 471-483 in T. J. Cade, J. H. Enderson, C. G. Thelander, and C. M. White, editors, *Peregrine falcon populations: their management and recovery*. The Peregrine Fund, Inc., Boise, Idaho.

ACKNOWLEDGMENTS

The advice and review of the population analyses provided by G. Hunt are greatly appreciated. We also thank W. Burnham, J. Enderson, G. Hunt, M. Mullenix, and K. Wilkins for peer reviews of drafts of the manuscript on which the population analyses were based.

PREPARER

This assessment was prepared by George T. Allen. A Certified Wildlife Biologist, Dr. Allen, has 20 years experience in wildlife research and management, with an emphasis on raptors.

APPENDIX 1

Notice of Intent to Prepare an Environmental Assessment

Federal Register/Volume 70, Number 26/Wednesday, February 9, 2005

DEPARTMENT OF THE INTERIOR

Fish and Wildlife Service

Migratory Bird Permits; Notice of Intent To Prepare an Environmental Assessment for Falconry and Raptor Propagation Activities

AGENCY: Fish and Wildlife Service, Interior.

ACTION: Notice of intent to prepare an environmental assessment.

SUMMARY: The U.S. Fish and Wildlife Service (we or us) will prepare an updated draft environmental assessment of the activities of falconry and raptor propagation in the U.S. We seek suggestions for issues and alternatives to consider when doing so.

DATES: Send suggestions on topics for the environmental assessment by March 11, 2005.

ADDRESSES: You may submit comments by any of the following methods:

Agency Web Site: <http://migratorybirds.fws.gov>. Follow the links to submit a comment.

E-mail address for comments: Falconry and Propagation EA@fws.gov.

Fax: 703-358-2217.

Mail: Chief, Division of Migratory Bird Management, U.S. Fish and Wildlife Service, 4401 North Fairfax Drive, Mail Stop MBSP-4107, Arlington, Virginia 22203-1610.

Hand Delivery: Division of Migratory Bird Management, U.S. Fish and Wildlife Service, 4501 North Fairfax Drive, Room 4091, Arlington, Virginia 22203-1610.

Instructions: All submissions received must note that they are for consideration in development of the environmental assessment on falconry and raptor propagation activities. All comments received, including any personal information provided, will be available for public inspection at the address given above for hand delivery of comments. For detailed instructions on submitting comments and additional information on the process, see the "Public Participation" heading in the SUPPLEMENTARY INFORMATION section of this document.

FOR FURTHER INFORMATION CONTACT: Brian Millsap, Chief, Division of Migratory Bird Management, U.S. Fish and Wildlife Service, 703-358-1714, or Dr. George T. Allen, Wildlife Biologist, 703-358-1825.

SUPPLEMENTARY INFORMATION: The Fish and Wildlife Service is the Federal agency with the primary responsibility for managing migratory birds. Our authority is based on the Migratory Bird Treaty Act (MBTA) (16 U.S.C. 703 *et seq.*), which implements conventions with Great Britain (for Canada), Mexico, Japan, and the Soviet Union (Russia). Raptors (birds of prey) are afforded Federal protection by the 1972 amendment to the Convention for the

Protection of Migratory Birds and Game Animals, February 7, 1936, U.S.-Mexico, as amended; the Convention between the U.S. and Japan for the Protection of Migratory Birds in Danger of Extinction and Their Environment, September 19, 1974; and the Convention Between the U.S. of America and the Union of Soviet Socialist Republics (Russia) Concerning the Conservation of Migratory Birds and Their Environment, November 26, 1976.

The taking and possession of raptors are strictly prohibited except as permitted under regulations implementing the MBTA. Activities with migratory birds are prohibited unless specifically authorized by regulation. Regulations governing the issuance of permits for migratory birds are authorized by the MBTA and subsequent regulations. They are in title 50, Code of Federal Regulations, parts 10, 13, 21, and 22. Raptors also may be protected by State and tribal regulations.

We plan to prepare an updated environmental assessment (EA) of the activities of falconry (covered in 50 CFR 21.28 and 21.29) and raptor propagation (50 CFR 21.30). We seek suggestions for issues and alternatives to be considered in the EA.

Public Participation

You may submit written comments on topics to be considered to the location identified in the ADDRESSES section, or you may submit electronic comments to the internet address or the e-mail address listed in the ADDRESSES section. We must receive your comments before the date listed in the DATES section. Following review and consideration of comments, we will prepare a draft environmental assessment.

When submitting electronic comments, please include your name and return address in your message, identify it as comments on the falconry and raptor propagation EA, and submit your comments as an ASCII file. Do not use special characters or any encryption.

When submitting written comments, please include your name and return address in your letter and identify it as comments on the falconry and raptor propagation EA. To facilitate compiling the administrative record for this action, you must submit written comments on 8 1/2 inch by 11 inch paper.

All comments will be available for public inspection during normal business hours at Room 4091 at the Fish and Wildlife Service, Division of Migratory Bird Management, 4501 North Fairfax Drive, Arlington, Virginia. The complete administrative record for this EA is available, by appointment, during normal business hours at the same address. You may call 703-358-1825 to make an appointment to view the record.

Our practice is to make comments, including names and home addresses of respondents, available for public review during regular business hours. An individual respondent may request that we withhold his or her home address from the record, which we will honor to the extent allowable by law. There also may be circumstances in which we would withhold from the record a respondent's identity, as allowable by law. If you wish us to withhold your name and/or address, you must state this prominently at the beginning of your comment. We will make all submissions from organizations or businesses, and from individuals identifying themselves as representatives or officials of organizations or businesses, available for public inspection in their entirety. We will not consider anonymous comments.

Dated: February 2, 2005.

Matt Hogan,

[Acting] Director, U.S. Fish and Wildlife Service.

APPENDIX 2
Comments on the Notice of Intent to
Prepare an Environmental Assessment

* * * * *

This is the third such Assessment since the 1976 promulgation of the original falconry regulations and the subsequent 1986 review of these regulations. I urge the Service to use its own Final Environmental Assessment - Falconry and Raptor Propagation Regulations (Sparrowe, Rollin D., July 1988), as the guide for this assessment as well. The FWS [Acting] Director's finding from that assessment was "...the proposed changes in the raptor regulations are not a major Federal action... Accordingly, the preparation of an environmental impact statement on the proposed action is not require" (Marler, S., 29 November, 1988). The basis for that 1988 FONSI (from the abstract) was that "*Both falconry and raptor propagation are small scale activities having little or no impact on raptor populations. Recent data indicate that most raptor populations have increased considerably from reached in the 1970's...*" (Sparrowe, 1988)

This situation has not changed in the last 17 years. FWS data indicate that the numbers of raptors taken from the wild have not grown significantly, and the number of participants in either falconry or raptor propagation is stable or growing very slowly. Justification for an EA as opposed to an EIS has not changed and I urge the Service to complete the EA.

Alternatives:

In the 1988 Assessment, the service recognizes that; "*Falconry, the sport of taking game with raptors, is a universal and centuries old tradition*". In the US, falconry has been found repeatedly to have no negative effect on game or raptor populations. Conversely, falconry provides thousands of hours of recreational opportunity for participants, helps develop a respect and appreciation for raptor resources in the general public, and fosters individual appreciation for wildlife, which has resulted in many falconers actively involving themselves as leaders in the wildlife profession.

Because falconry is beneficial for wildlife, and has been shown repeatedly as having "no negative effects;" I recommend against a proposed alternative of "no falconry".

I recommend the Service publish a preferred alternative that would include the proposed amended falconry and raptor propagation regulations (when published) after corrections, deletions, and amendments have been incorporated from the comments received during the public comment period.

Issues:

The purposes for an EA "...are to assess the impacts of falconry and propagation, emphasizing biological impacts on the resource, and, if needed, to propose appropriate changes in the regulations" (Sparrowe, 1988). In the EA I recommend the Service consider those issues which have surfaced over the last 30 years of federally regulated falconry. Such issues could include:

§ Relationship of falconry regulations to the development of management plans for species recently removed from the list of threatened and endangered wildlife. I do not recommend that specific management language for specific species be incorporated in the falconry regulations.

§ Necessity for a duplicate-state/federal permit system. The 1988 EA reports the intent of the Service as: *"The concept of joint Federal/state permits would be abandoned. However, states would continue to conduct falconry programs and issue state permits under Federal standards. Nothing would prohibit them from having additional standards or requirements deemed necessary or beneficial and not more liberal than Federal standards"* (Sparrowe, 1988; pg 2). I strongly agree with the elimination of the duplicate permit system and am curious as to why it did not occur.

§ Clarification of issues related to the use of raptors held for falconry to conservation education and commercial uses of the same birds.

§ Clarification of broad federal falconry guidelines recognizing that it is impossible to write a single specific regulation for the management of raptors from such diverse locations as Alaska and Florida.

§ Recognition that states now have experience with falconry and can exercise an effective direct and local roll [sic] in falconry regulation.

Comments from an individual

* * * * *

We submit the following comments for consideration by the U.S. Fish and Wildlife Service ("FWS" or "Service") in connection with the development of topics to be considered in the environmental assessment ("EA ") to be prepared by the Service for falconry and raptor propagation activities. As an initial matter, we wish to draw the Service's attention to the following matters, which we view with some concern:

Deviation From Prior Practice. In its approach to the current re-evaluation of the falconry and propagation regulations, the Service has deviated from the procedure used in connection with the previous (1985) re-evaluation. On that occasion, the Service first announced its intent to re-evaluate the regulations on January 4, 1985 and invited public comment. On June 24, 1986, the Service held a public meeting to determine the scope of issues to be covered and to consider an appropriate level of National Environmental Policy Act procedure to follow (Final Environmental Assessment - Falconry and Raptor Propagation Regulations, July 1988 at 1 (hereinafter, "1988 EA")). We believe the same approach should have been used for the 2005 re-evaluation.

Compressed Time Frame for Response. As compared to the 1985 re-evaluation, the time allowed for interested parties to formulate positions and communicate them to the Service has been severely compressed. We fully expect that the volume of responses received by the Service will be dramatically below those levels experienced previously, due in large part to the compressed time frame. If this is a conscious strategy to limit input on the issues at hand, we believe it is misguided.

Informal Input. Proposed revised falconry regulations were published on February 9, 2005 without the benefit of the public comment period that preceded publication of the 1986 re-evaluation, and proposed revised propagation regulations have apparently also been prepared without prior public input and are now awaiting publication. The proposed revisions to the falconry regulations are extensive and material. To the extent proposed revisions were formulated based on informal input received by Service representatives outside a public comment protocol, we suggest that the proposed revisions may not accurately represent the positions of the general falconry and raptor propagator communities. An accurate record of any informal input should be placed in the administrative record for this action. To the extent

informal input was considered but is not included in the administrative record for this action, it is difficult to deem it as anything other than the functional equivalent of considering anonymous comments.

Premature NOI. Notwithstanding the fact that the proposed propagation regulations have not yet been published, the Service has included propagation activities as a topic for the EA. It would seem either that the NOI for the EA is premature or that the Service should re-solicit propagation-related submissions once the proposed propagation regulations have been published.

Submissions for Consideration

Proposed Areas of Contention

We suggest that the following areas of contention be evaluated in the proposed EA:

1. The falconry and raptor propagation regulations *per se*;
2. The possession by falconry apprentices of captive-bred raptors;
3. The sale of captive raptors; and
4. The take of *anatum* and *tundrius* peregrines.

Suitable Range of Alternatives

We suggest the following range of alternatives:

Alternative A: No Action. Falconry and raptor propagation activities continue to be regulated as they are at present, without amendment.

Alternative B: Falconry and raptor propagation regulations are adopted as currently proposed by the Service.

Alternative C: Falconry and propagation activities continue to be regulated as at present, with the following changes: (1) A take of nestling and passage peregrines is permitted in all States; and (2) all States are required to participate in the joint Federal/State permitting system.

Alternative D: Falconry regulations are amended to require federal permits only for falconry; propagation regulations remain unchanged. The take of nestling and passage peregrines is permitted in all states.

Submissions for Consideration

We propose the following topics for evaluation in the proposed EA:

1. Whether elimination of State-issued falconry permits will ease administrative burdens on cash strapped State agencies, streamline the permit process and enable more efficient and knowledgeable management of national raptor populations?
2. Whether the fact that not all States participate in the joint Federal/State permitting system contributes to lack of uniformity in permitting and reporting activities?
3. Why do thirteen States not participate in the joint Federal/State permitting system?
4. Why do thirty-six (36) States participate in the joint Federal/State permitting system?
5. Why do some States not require a State propagation permit?
6. Whether it is still considered "untenable" to delegate all regulation of falconry" and propagation activities to the States and if so, why? See 1988 EA at 10.
7. Whether it would be considered untenable to vest all regulation of falconry and propagation activities in the Service and if so, why?
8. Whether elimination of Federal falconry permits and the correspondingly greater authority, costs and responsibilities to be borne by State agencies:

- a. will negatively impact raptor populations;
 - b. will positively impact raptor populations;
 - c. will negatively impact falconry;
 - d. will positively impact falconry.
9. Whether an order to a State's falconers to transfer, release or euthanize their birds as a result of the suspension of their State's program pursuant to proposed 50 C.F.R. 21.29(a)(6)-(8) constitutes a taking of property without due process.
10. Whether raptor populations have continued to increase since the 1988 EA.
11. Perform an analysis of the impact of wild take by falconers on raptor populations with specific attention to the following questions:
- a. How many people have held valid Federal falconry permits in each year since the 1988 EA?
 - b. For each year since the 1988 EA, what was the annual gross take of wild raptors for falconry and propagation?
 - c. Of the annual gross take, for each year since the 1988 EA. how many (what percentage) were flighted birds and how many (what percentage) were pre-flighted birds?
 - d. Of the annual gross take, for each year since the 1988 EA, how many birds were taken by beginner or apprentice falconers?
 - e. Of the annual gross take, for each year since the 1988 EA. how many (what percentage) were returned to the wild, intentionally or otherwise?
 - f. For each year since the 1988 EA, what was the annual net take of wild raptors for falconry and propagation?
 - g. For each year that a take of eyass peregrines has been permitted, report the number taken.
12. Analyze and discuss the positive and negative effects of the sale of captive-bred birds on wild populations.
13. Analyze and discuss the positive and negative aspects of allowing apprentices to possess captive-bred birds, taking into consideration the following premises:
- a. The welfare of the bird.
 - b. The fact that of all birds in falconry, a beginner's bird stands the greatest chance of being lost, either through error or from loss or change of interest.
 - c. The ability of captive-bred birds to survive an adjustment to life in the wild compared to the ability of lost, passage-caught birds to so adjust.
 - d. The threat, if any, posed to local, indigenous raptor populations by the presence of non-indigenous, captive-bred raptors released to the wild.
 - e. Whether the learning afforded a person through the process of trapping a wild bird contribute to the well-being of birds later possessed by that person and if so, how.
14. Analyze and discuss the impacts of falconry on raptor breeding populations considering the ancient falconry tradition of using only juvenile birds in falconry. Specifically, consider the following:
- a. Studies of raptor breeding habits conclude in their most conservative approaches that the mortality rate is at least b of hatched birds.
 - b. Nature's intent is only to replace itself. *i.e.* the breeding pair.
15. Report current population estimates for *anatum* and *tundrius* and provide direct comparison to corresponding data in the 1988 EA.
16. Consider whether the "Similarity of Appearance" provision of the Endangered Species Act provides a rational basis for a continued prohibition on take of *tundrius* peregrines given

that respected field guides document numerous reliable means of distinguishing anatum and tundrius peregrines, even at a distance.

17. Evaluate the impact of a take of juvenile passage peregrines in all States, considering the conclusion of the 1988 EA that “[T]he take of raptors from the wild by falconers and propagators is small, self limiting and can be safely regarded as inconsequential to populations” (1988 EA at 24).

18. Evaluate the impact of a take of juvenile passage peregrines in all States, accompanied by a requirement that all peregrines so taken be released the following spring. In such evaluation, consider the fact that juvenile raptors suffer high mortality rates in their first winter.

19. Of flighted birds taken in any given year, does the release back, intentionally or otherwise, impact the wild raptor population, and if so, how?

Comments from two individuals

* * * * *

In 1988, the Service prepared an EA covering the Falconry and Raptor Propagation Regulations as a basis for proposing changes to those regulations. Prior to performing the 1988 EA, the Service announced its intention to change the regulations, solicited comments from the public and held a public meeting to determine the scope of changes. I would hope that the Service would use the proposed EA as an opportunity to explain why these procedures were not followed as a prelude to issuing the recently proposed changes to the Federal falconry regulations. This would also be an excellent opportunity for the Service to justify their need to change the current regulations.

The following areas of contention were evaluated in the 1988 EA:

- * the falconry and raptor propagation regulations, per se,
- * the sale of captive-bred raptors, and
- * the prohibition of tundra peregrine take.

The three areas of contention should be reevaluated in the proposed EA. The lack of any additional evidence showing that the practice of falconry has had a negative impact on wild raptor populations or has been a law enforcement problem since completion of the previous EA should support removing restrictions and requirements and essentially, making the existing regulations less stringent.

As a practice, raptor propagation has grown and matured immensely in the 17 years since the last EA. Despite this expansion, there appears to be no indication that the propagation and/or sale of raptors has negatively impacted wild populations or has caused an increase in law enforcement problems. These facts suggest that the relaxation of the current raptor propagation regulation should be considered.

Results of the 1988 EA indicated that a controlled take of passage tundra peregrine would probably have no impact on populations. Since 1988, the tundra and anatum peregrine populations have continued a broad expansion, where they have achieved all of their recovery goals and, as a consequence, were removed from the Federal list of threatened and endangered species in 1999. Since 1999, the population of peregrines has continued to increase to the point where an “uncontrolled” take of tundra peregrines for falconry would seem appropriate. Evaluation of lifting the tundra peregrine take prohibition for falconry in this EA should be performed in conjunction with the soon to be published draft EA for the passage peregrine take.

Concerning the proposed changes to the Federal falconry regulations and the anticipated proposed changes to the Federal raptor propagation regulations, the Service should consider evaluating the following areas of concern in the proposed EA:

Item No. 1

Evaluate the potential impact of the elimination of the Federal falconry permit in this EA as an area of contention. Consider the following alternatives concerning this policy change:

- * Continuing the permitting for falconry under the current joint State/Federal permit system as is practiced in most States (no change),
- * Requiring only a State permit to practice falconry,
- * Requiring only a Federal permit to practice falconry,
- * Requiring separate State and Federal permits as is practiced in some States.

The evaluation should include not only each alternative's effect on the raptor resource, but also the effect on human resource requirements for the Federal and State agencies and the permittee.

Item No. 2

Evaluate the potential impact of changing the permitting policy for the Federal raptor propagation permit in this EA as an area of contention. Consider the following alternative concerning this policy change:

- * Requiring only a Federal permit to practice raptor propagation (no change).
- * Requiring only a State permit to practice raptor propagation,
- * Requiring both a State and Federal permit practice raptor propagation,
- * Developing a joint State/Federal permit system.

The evaluation should include not only each alternative's effect on the raptor resource but also the effect on human resource requirements for the Federal and State agencies and the permittee.

Item No. 3

Evaluate the potential impact of allowing apprentices to possess captive-bred raptors in this EA as an area of contention. The following options concerning this policy change should be evaluated:

- * Allowing apprentices to possess only "passage" raptors for use in falconry (no change),
- * Allowing apprentice to possess either "passage" raptors or captive-bred raptors,
- * Allowing apprentices to possess only captive-bred raptors.

The evaluation of each alternative should be made to determine its potential impact on the raptor resource. Each option should also be evaluated for its overall impact on the practice of falconry and raptor propagation, including socio-economic effects.

Item No. 4

Prepare qualitative population assessments (similar to those prepared in the 1988 EA) for all populations of raptor species commonly used in falconry. Regional trends should be assessed where applicable. These assessments would be used to assist the States in managing local raptor populations and would support the Services management role under the MBTA.

Item No. 5

Examine the impact of falconry take on each species of raptor used in falconry. Specifically, analyze the falconry take data collected by the Service over the past 28 years. Determine the number of raptors taken for falconry and raptor propagation for each year broken down by species and age (eyas or passage) should be made. This [sic] data would then be used to determine the impact on the various raptor populations.

Item No. 6

In the 1988 EA, the Service used a "conservative" approach in determining the net take of raptors by falconry, i.e. the Service assumed that all take represented a permanent removal from the wild population. The Service used the conservative take determination despite stating that ample evidence exist to support the contrary. In the proposed EA, the Service should examine the "mitigating and interacting factor" effecting falconry take and determine a "net or effective" take value (either collectively or specifically) to be used in all future modeling and falconry/raptor management plans.

Evaluation of the above areas of concern in the proposed EA should result in a Finding of No Significant Impact (FONSI) for the proposed changes in the Federal falconry and raptor propagation regulations.

Comments from an individual

* * * * *

Suitable Range of Alternatives

To comply with NEPA, FWS must propose a suitable range of alternatives. NAFA suggests the following alternatives for both falconry and raptor propagation activities.

Alternative A: No Action Alternative. This alternative would propose that FWS continue all falconry and raptor propagation activities as they are now conducted under federal law and regulation without change.

Alternative B: Proposed, amended falconry and raptor propagation regulations as they are published in the Federal Register, without correction or amendment. The adoption of these would be done without the benefit of comments of the public and the affected parties, falconers and raptor propagators.

Alternative C: Proposed, amended falconry and raptor propagation regulations, revised and corrected based on FWS's consideration of comments by the affected parties and others, including the present proposals to permit the take of nestling and passage peregrines. This appears to be the most reasonable because of the concerns which NAFA will express in its comments with the federal falconry regulations as proposed, and with the federal propagation regulations when they are proposed.

NAFA urges FWS not to consider an alternative which prohibits falconry and raptor propagation. Because of the long history and tradition of falconry and raptor propagation within the U.S., such an alternative is not viable, practical nor in the interest of national raptor conservation.

1988 Falconry Environmental Assessment

FWS prepared an EA and issued an FONSI on the last major revisions to the falconry regulations in 1988. That EA should be a guide and baseline for expansion of evaluation and consideration of these proposed changes to the falconry and raptor propagation regulations.

For the topics evaluated in the prior EA, current information may be gleaned from present records kept by FWS and the 49 falconry states. These topics included the following: the falconry and raptor propagation regulations, per se, the sale of captive-bred raptors and the prohibition of arctic peregrine take. Each of these topics should be evaluated using the alternatives described above.

Issues to Consider

NAFA suggests that FWS consider evaluating the following topics within the EA. Each of the following issues presented below should be considered using the alternatives described above.

1. Evaluate the benefits and impacts of the proposed arrangement where falconry within the

federal system will be administered by the states which now allow falconry. The evaluation should consider not only each alternative's effect on the raptor resource, but also the effect on human resource requirements for the Federal and State agencies and the permittee.

2. Evaluate the benefits and impacts of raptor propagation within a system administered by the USFWS.

3. Consider the role of falconers and falconry birds used in conservation education in comparison to the birds used primarily for commercial purposes, *i.e.* special purpose permits.

4. Evaluate the expansion of raptor propagation and its impact on the take of wild raptors as an alternative source of birds.

5. Assess the value of falconry and raptor propagation birds held as a repository for any birds which may become threatened or endangered in the future. In this context, evaluate the use of a broader range of species of raptors as contemplated in the proposed falconry regulations.

6. Consider the greater role of golden eagles in falconry in the proposed regulations as compared to the present regulations, 50 CFR 21.28-29, 50 CFR 21.30 and 50 CFR 22.24.

7. Analyze the use of an adaptive management system for raptors recently removed from the list of threatened and endangered species, including both eyass and passage peregrines for falconry purposes. As a corollary, consider the use of any species designated as a so-called "sensitive species" by any federal agency. This evaluation should include the flexibility of adaptive management over the use of fixed numbers and percentages presented in the proposed falconry regulations to avoid the need for formal regulatory amendment to make changes for harvest purposes.

8. Consider the benefits of the role of the falconer/propagator as a conservationist. For example, many falconers have contributed greatly to conservation by becoming leading raptor biologists in government (FWS, other federal agencies, state agencies), school teachers and university professors, veterinarians, medical researchers, raptor rehabilitators, field researchers for private consulting firms, and as leaders of the most significant raptor research and conservation biology organizations.

9. Compare and contrast falconry schools as a substitute for the mentorship program within the falconry regulations.

10. Consider and evaluate the use of captive-bred raptors and passage Harris's hawks by apprentice falconers as a significant change from the current regulations. Each alternative should be evaluated to determine its effect on the raptor resource and its overall impact on the practice of falconry and raptor propagation, including socio-economic effect.

11. The Service has used a "conservative" approach in determining the net take of raptors by falconry, *i.e.* the Service assumes that all take represents a permanent removal from the population. Evaluate the "mitigating and interacting factors" affecting the take of raptors for falconry and determine the "net" take value (collectively and specifically) to be used in future modeling and falconry/raptor management plans.

The 1988 EA and FONSI concluded that falconry had no adverse impact on the environment and raptors taken for falconry purposes. Given that there are about the same number of falconers in the U.S. and approximately the same number of raptors are taken from the wild annually, NAFA assumes that when falconry and raptor propagation are reasonably evaluated in the new EA, FWS will arrive at the same, inevitable conclusion that falconry and raptor propagation have no adverse impact on the environment. With such a conclusion, preparation of an EIS becomes unnecessary. In fact, NAFA believes that FWS will find that falconers, falconry and raptor propagation provide significant benefits to the environment by their support of raptor conservation, education, and recovery programs.

* * * * *

The Arizona Game and Fish Department recommends while preparing the EA you consider what the proposed changes would have on raptor populations. We feel it is important to consider 1) Mortality on non-target species, 2) Season of take (extension or retraction), 3) Increase or decrease of take on a species (increasing or decreasing the ability of the falconry community for take; and 4) Release of birds into the wild (hybridization and disease).

Comments from a state agency

* * * * *

Recently proposed changes to reduce federal regulation of falconry and raptor propagation will place more responsibility on state governments to protect and manage their raptor populations and will influence the scope of the EA.

The EA should address that populations of some species may be of concern at the state level, though they have no special status at the federal level. An example is the northern goshawk, which is not listed at the federal level but is being considered for inclusion on Minnesota's list of species of special concern and is on Audubon's WatchList. Minnesota is currently conducting studies on the northern goshawk to help manage this species.

The EA should also address the scarcity of active, natural nest sites for peregrine falcons. While peregrine falcons have been reestablished in Minnesota, most of the nesting birds are on artificial structures. Delisting of the peregrine creates the potential for falconry take in the central and eastern U.S., as has been done in the West. This potential take could create disturbance issues at the few natural nest sites that currently exist.

If federal oversight of falconry is reduced, it could reduce consistency in regulations between states and increase opportunities for illicit capture and interstate trade in raptors. The EA should consider the potential impacts of this including the movement of genetically different animals from one region to another.

Comments from a state agency

* * * * *

The Environmental Assessment should properly assess the direct and indirect effects this proposal will have on wild populations.

Comment from a state agency

APPENDIX 3 North American Landbird Conservation Plan Accuracy and Precision Ratings

Accuracy Ratings

ACCURATE

Most individuals counted, or accurate estimates available from thorough searches or color-marking most of species' population. This applied only for a few endangered species and to a few possibly extinct species.

GOOD

Estimates based on species-specific surveys of appropriate design throughout a species' range.

MODERATE

Good coverage by Breeding Bird Surveys across most of the species' breeding range, and BBS methods area appropriate for the species, or there were species-specific estimates that used appropriate data representative of the species' range. These estimates are likely to be well within the correct order of magnitude, often within 50% of true number.

FAIR

Data available to calculate an estimate, but one or a few limitations increase uncertainty such as low sample size, a small portion of a species' range sampled, inappropriate sampling methods/bias, and high variance in counts. These estimates are expected to be in the correct order of magnitude.

POOR

Data were available to calculate an estimate, but there were multiple limitations on the estimate, such as low sample size, a small portion of a species' range sampled, inappropriate sampling methods/bias, and high variance in counts. These estimates are expected to be in the correct order of magnitude most of the time.

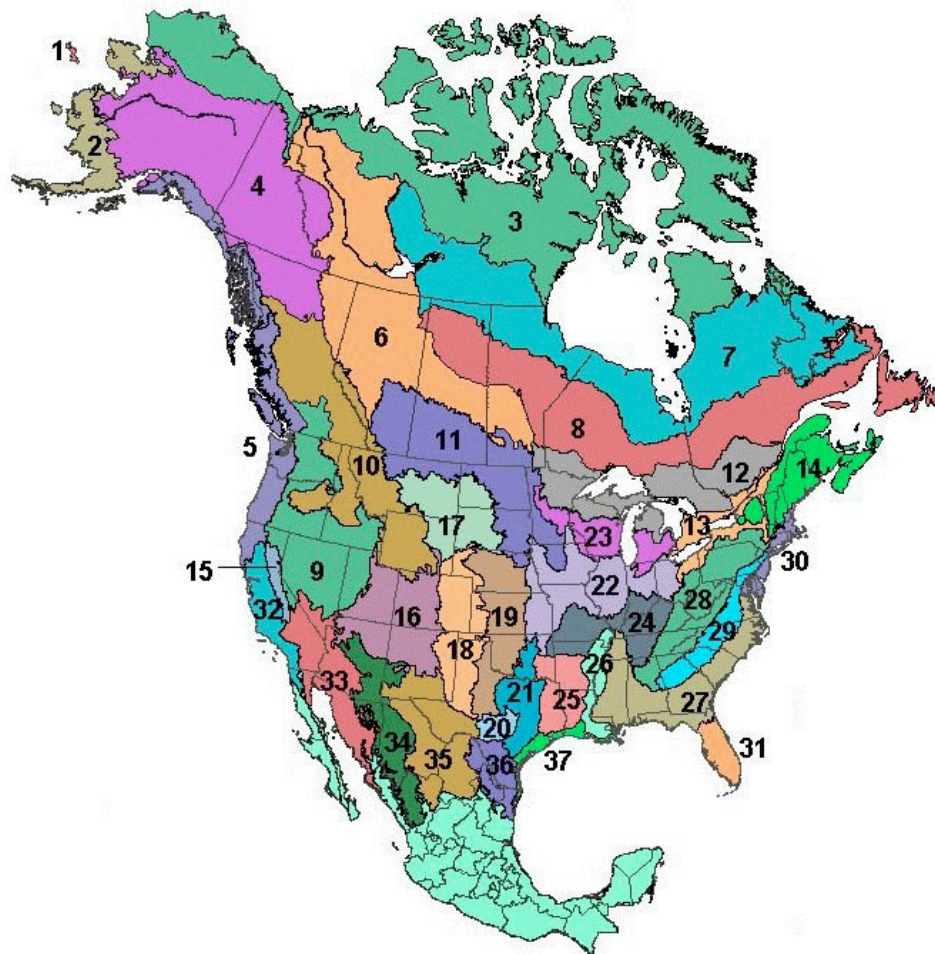
GUESSTIMATE

Order of magnitude judgments were made by the PIF Science Committee because few data were available on relative abundance. These estimates may not be in the correct order of magnitude. Overall, about two-thirds of the population estimates presented in the Landbird Management Plan were rated as having fair to moderate accuracy, and were expected to be within and usually well within an order of magnitude of the correct breeding population. A substantial number of population estimates are simple guesstimates - most were species that have a very small fraction of their global population within the U.S.

PRECISION/REPEATABILITY OF POPULATION ESTIMATES

Precision Category	95% Confidence Limits on Estimates, based on variance in BBS counts
Very High	within 5% of the mean
High	within 10% of the mean
Good	within 20% of the mean
Moderate	within 50% of the mean
Low	within 80% of the mean
Very Low	outside 80% of the mean

APPENDIX 4
 North American Bird Conservation Initiative Bird Conservation Regions
 REGION NAMES



- | | |
|--|---------------------------------------|
| 1. Aleutian/Bering Sea Islands | 19. Central Mixed-grass Prairie |
| 2. Western Alaska | 20. Edwards Plateau |
| 3. Arctic Plains and Mountains | 21. Oaks and Prairies |
| 4. Northwestern Interior Forest | 22. Eastern Tallgrass Prairie |
| 5. Northern Pacific Rainforest | 23. Prairie Hardwood Transition |
| 6. Boreal Taiga Plains | 24. Central Hardwoods |
| 7. Taiga Shield and Hudson Plains | 25. West Gulf Coastal Plain/Ouachitas |
| 8. Boreal Softwood Shield | 26. Mississippi Alluvial Valley |
| 9. Great Basin | 27. Southeastern Coastal Plain |
| 10. Northern Rockies | 28. Appalachian Mountains |
| 11. Prairie Potholes | 29. Piedmont |
| 12. Boreal Hardwood Transition | 30. New England/Mid-Atlantic Coast |
| 13. Lower Great Lakes/St. Lawrence Plain | 31. Peninsular Florida |
| 14. Atlantic Northern Forest | 32. Coastal California |
| 15. Sierra Nevada | 33. Sonoran and Mohave Deserts |
| 16. Southern Rockies/Colorado Plateau | 34. Sierra Madre Occidental |
| 17. Badlands and Prairies | 35. Chihuahuan Desert |
| 18. Shortgrass Prairie | 36. Tamaulipan Brushlands |
| | 37. Gulf of Mexico Coastal Plain |

37. Gulf Coastal Prairie
38. Islas Mariás
39. Sierras de Baja California
40. Desierto de Baja California
41. Islas del Golfo de California
42. Sierra y Planicies de El Cabo
43. Planicie Costera, Lomeríos y Cañones de Occidente
44. Marismas Nacionales
45. Planicie Costera y Lomeríos del Pacífico Sur
46. Sur del Altiplano Mexicano
47. Eje Neovolcánico Transversal
48. Sierra Madre Oriental
49. Planicie Costera y Lomeríos Secos del Golfo de México
50. Cuenca del Río Balsas
51. Valle de Tehuacán-Cuicatlán
52. Planicie Costera y Lomeríos HAmados del

- Golfo de México
53. Sierra Madre del Sur
 54. Sierra Norte de Puebla-Oaxaca
 55. Planicie Noroccidental de Yucatán
 56. Planicie de la Península de Yucatán
 57. Isla Cozumel
 58. Altos de Chiapas
 59. Depresiones Intermontanas
 60. Sierra Madre de Chiapas
 61. Planicie Costera del Soconusco
 62. Archipiélago de Revillagigedo
 63. Isla Guadalupe
 64. Arrecife Alacranes
 65. Los Tuxtlas
 66. Pantanos de Centla-Laguna de Términos
 67. Hawaii

DIVISION OF MIGRATORY BIRD MANAGEMENT

